

Lincoln County



2022-23

# Lincoln County 4-H Project Guide

Grounded  
in the past  
Bound  
for the future



# WELCOME to the new 4-H year!

This Project Guide lists all 137 projects that you can be part of in Lincoln County 4-H! Enrollment opens September 5th, 2022. Enroll early so you don't miss out on any of the fun. Find enrollment instructions and help on page 2 of this project guide, project descriptions start on page 6.



All 4-H enrollment is done on-line. If you struggle with internet access, there is an enrollment computer you can use at the extension office.

For more information,  
call 715-539-1072 or  
visit: [bit.ly/JoinLC4H](https://bit.ly/JoinLC4H)

Or scan the code →



#### Purpose Statement

"We teach, learn, lead and serve, connecting people with the University of Wisconsin, and engaging with them in transforming lives and communities."



Extension  
UNIVERSITY OF WISCONSIN-MADISON  
LINCOLN COUNTY

An EEO/Affirmative Action employer, University of Wisconsin-Extension provides equal opportunities in employment and programming, including Title IX and ADA requirements. Requests for reasonable accommodations for disabilities or limitations should be made prior to the date of the program or activity for which it is needed. Please do so as early as possible prior to the program or activity so that proper arrangements can be made. Requests are confidential.

.....

How to Enroll!

We recommend visiting the club you are interested in joining, watching how the club works, and meeting the leaders and members of that club. Club leaders are always happy to answer any questions you may have. See page 30 for a list of clubs as of August. A list of current Lincoln County 4-H Clubs, along with contact information, is available on the [4-H Clubs in Lincoln County](#) page.

There are also opportunities for adults to serve as leaders at the club and county level. If you are interested in this option, please go to the [4-H Leadership page](#) for more information or contact us at the Extension Lincoln County office at 715-539-1072. ([bit.ly/LC4HVolunteers](http://bit.ly/LC4HVolunteers))

All 4-H enrollment is done online. Before you enroll, we also encourage you to go through this project guide and choose the projects you are interested in taking!

4-H Online 2.0 is the online enrollment and registration system for Wisconsin 4-H. This program is used for enrolling in the program as well as registering for various other 4-H opportunities! ([bit.ly/JoinLC4H](http://bit.ly/JoinLC4H))

The state has created a Family Enrollment Guide that will walk you through the process. You can find the guide [here](#)! Be sure to read the brief descriptions on each screen while re-enrolling, these are very helpful to explain that step in the enrollment process. ([bit.ly/JoinLC4H](http://bit.ly/JoinLC4H))

Enrollment Guidelines

- **Check Information:** If reenrolling, please check all information on your online family profile and individual records. If information is incorrect, or incomplete, please correct it before submitting your enrollment.
- **Enrollment Deadlines to show at the Fair:** You can enroll or reenroll in Lincoln county 4-H at any time However, there are enrollment deadlines in order to show at the Lincoln County Fair in the Junior Division.
  - If you are **RE**enrolling as a 4-H member, you must reenroll by November 1st in order to show in the Jr. Division of the Lincoln County Fair
  - If you are a new to Lincoln County 4-H, you must enroll by March 1st in order to show in the Jr. Division of the Lincoln County Fair.
- **Cloverbuds:** Youth in Kindergarten, 1st and 2nd grade enroll in 4-H as Cloverbuds. Cloverbud activities (including fair exhibits) are non-competitive. For safety reasons, Cloverbuds may not work with an animal as part of their project work due to State Guidelines.

- **Number of projects:** Consider the “Quality over quantity” philosophy when taking projects. Choose fewer projects, and delve deep into everything that you can learn about that project. Look into the project resources (literature, curriculum, special groups) and find ways to share the project with others.
- **Graduation:** The policy for 4-H graduation is that members may choose to graduate from 4-H the same year they graduate from high school or they may stay in 4-H one full year following high school graduation.

## You don't have to make it up as you go— 4-H has what you need!

As a nation-wide educational program, the 4-H has 100s of great resources to help your youth (and you!) learn about all the great projects listed in this guide! These resources are for 4-H'ers working on individual projects, as well as clubs working on group projects and educational activities.

Most items listed are curriculum books that are designed to give the 4-H'ers everything they need to learn about the project they have chosen. These books include a list of the materials needed, how much time it will take, how to do the activity, and then the questions to ask as part of the Experiential Learning Process. 4-H curriculum is built for sequential activities, so project and life skills can be built upon, practiced, and eventually mastered over time

But don't let all that educational  
goodness deter you!  
These learning resources are research-  
based, hands-on, and fun!

If a project has resources, they are listed in this guide. If you download the pdf of this guide, each of the resources is a link that take you to a description of the resource and it's price or, if the resource is a downloadable pdf, it will link to that file.

If you wish to order literature or if you would like a printed copy of pdf literature, please fill out the form at the back of this guide. Currently the Lincoln County 4-H Leaders Association is paying for half the cost of the literature.

If you have any questions, contact Becky at the extension: [715-539-1074](tel:715-539-1074) or [rebecca.kludy@wisc.edu](mailto:rebecca.kludy@wisc.edu)



A “project” is simply a topic that you can explore. Lincoln County offers more than 130 different project to choose from . . . from art to woodworking, from computers to rabbits, from clothing to small engines. While you do the project you’ll learn more than just subject matter. You’ll learn “life” skills, too. These are valuable skills, such as understanding yourself, communicating and working with others, problem solving and decision making . . . skills that you can use the rest of your life.

### How to Select 4-H Projects

Choose your 4-H projects before you start your registration! Plan ahead and choose well!

First, make a list of the things you like to do or want to learn more about.

Talk over your list with your parents, leaders and friends. They may recognize some special things you are good at that you don’t even realize you do well.

Then compare your list with the projects described in this guide. Ask yourself if you have the equipment, money and time to do the projects that sound interesting.

The levels of available resources are generally suggested by grades: level 1, grades 3-5, level 2, grades 6-8, and level 3 and above, grades 9and up. You usually spend more than one year in a project level because there are enough ideas to span several years.

**Grades K –2 ..... 6**

Cloverbuds

**Animal Science ..... 6**

- Beef
- Cage Birds
- Cats
- Dairy
- Dairy Goat
- Dogs
- Exotic Animals
- Horse
- Horseless Horse
- Llamas
- Meat Goat
- Pets
- Poultry
- Pygmy Goat
- Rabbits
- Sheep
- Small Animals
- Swine
- Veterinary Science

**Arts & Communication ..... 11**

- Art
- Basketry
- Clowning
- Collections
- Communications
- Creative Writing
- Dance
- Demonstrations
- Jewelry Making
- Leathercraft
- Music
- Photography
- Puppetry
- Sign Language
- Speaking
- Theatre Arts
- Videography
- Wool Spinning

**Cultural Learning ..... 14**

- Folk Arts
- History & Heritage
- Intergenerational Programs

International  
Latino Cultural Arts

**Family, Home, & Health .....14**

Cake Decorating  
Child Development  
Clothing  
Consumer Savvy  
Crocheting  
Fiber Arts  
Food Preservation  
Foods & Nutrition  
Fun & Fitness  
Health  
Home Environment  
Knitting  
Personal Finance  
Quilting  
Soap Making  
Trash and Treasure  
Weaving

**Leadership & Service .....18**

Citizenship  
Cloverbuds Youth Leader  
Entrepreneurship  
Service Learning  
Workforce Readiness  
Youth Leadership

**Outdoor Education (Natural Sciences) .....19**

Adventures  
Archery  
Aquatic Science  
Backpacking & Hiking  
Bees  
Bicycling (Environ Ed)  
Birds  
Camping  
Canoeing  
Conservation  
Cross Country Skiing  
Downhill Skiing  
Entomology (Insects)  
Exploring Your Environment  
Fishing  
Forestry  
Geology  
Hunting  
Maple Syrup  
Shooting Sports  
Sports  
Recycling  
Rock Climbing  
Taxidermy

Water  
Weather  
Wildlife  
Wildlife Habitat  
Winter Travel

**Plant & Soil Science..... 22**

Crops  
Flowers  
Fruits  
Herbs  
Home Grounds  
Horticulture  
House Plants  
Plant Crafts  
Rock Hound  
Soil Science  
Vegetables  
Wildflowers

**STEM (Science, Technology, Engineering & Math) ..... 25**

Aerospace  
Astronomy  
Automotive  
Bicycles (Engr and Tech)  
Blacksmithing  
Computers  
Electricity  
Flying  
Geocaching  
Geospatial  
Handyman  
LEGO  
Maintenance & Repair  
Mechanical Sciences  
Model Cars  
Model Railroad  
Model Rocketry  
Off-Highway Vehicles  
Remote Controlled Cars  
Robotics  
Scale Models  
Small Engines  
Snowmobiling  
STEM  
STEM, Exploring  
Tractors  
Welding  
Wind Energy  
Woodworking

**Start Your Own Project ..... 28**  
Self-determined

**Lincoln County 4-H ..... 29**  
**Groups, Activities & Events**



## **Grades 5K– 2**

### **Cloverbud**

The 4-H Cloverbud project is designed specifically for children in grades 5-year old Kindergarten through 2nd grade.



## **Animal Science**

### **Beef**

#### **Starting Out**

identify various beef breeds; identify parts of a beef animal; halter-break and show a calf; fit and judge beef cattle; recognize and raise a healthy animal.

#### **Learning More**

present oral reasons during judging; learn about feed ingredients, behavior and parasites; study how to do nose-print identification; learn beef carcass composition and retail meat cuts.

#### **Going Further**

explore selection and judging; learn about careers, health, reproduction, etc.; discover how to market your animal and by-products.

**Project Resources:** 3 Curriculum levels, Helper's Guide & additional materials

*Bite Into Beef, Level 1*

*Here's the Beef, Level 2*

*Leading the Charge, Level 3*

*Beef Helper's Guide*

*Beef Resource Handbook*

*Meat Animal Project Record (MA)* (pdf, 4 pages)

**Facilitator Guide**

*Exploring Beef Health and Husbandry*

### **Cage Birds**

### **Cats**

#### **Starting Out**

select a cat; identify cat breeds; name the parts of a cat; handle and groom a cat; care for its health; create a budget.

#### **Learning More**

learn about cat senses and sounds; explore tricks to teach a cat; traveling with a cat; learn about feeding and emergency care; detect signs of illness and health issues.

#### **Starting Out**

explore veterinary procedures; learn reproduction and cat body systems; learn showmanship and cat behavior; explore community laws and animal welfare.

**Project Resources:** 3 Curriculum levels , Helper's Guide & additional materials

*Purr-fect Pals, Level 1*

*Climbing Up!, Level 2*

*Leaping Forward, Level 3*

*Cat Helper's Guide*

## Dairy

### Starting Out

identify dairy breeds; study and identify parts of the dairy cow; learn how to select quality dairy calves; fit and show a calf; identify stages of calving and care; assemble tools needed for packing a show box.

### Learning More

learn about housing and hay quality; learn about milking and food safety; explore ways to keep an animal healthy; observe animal behavior.

### Going Further

practice mastitis detections; learn to balance rations; practice pregnancy detection and delivery of a calf; learn body-conditioning scoring; promote dairy products; explore various dairy industry careers.

### **Includes:**

Adventures in Dairyland

**Project Resources:** 3 Curriculum levels, Helper's Guide & additional materials

*Cowabunga!, Level 1*

*Mooving Ahead, Level 2*

*Rising to the Top*

*Dairy Cattle Helper's Guide*

*Showmanship ... Leading to win* (pdf, 20 pages)

*Preparing to Lead* (pdf, 20 pages)

*4-H Lifetime Dairy Record* (pdf, 2 pages)

*4-H Managerial Project Agreement* (pdf, 4 pages)

*4-H Dairy Heifer Management Record* (pdf, 5 pages)

## Dairy Goat

### Starting Out

gain hands-on experiences in the goat project; select, manage, fit and show goats; learn responsible goat ownership.

### Learning More

learn to keep your goat healthy; feed your goat for maximum production; prepare for kidding; develop judging skills; learn how to milk a goat properly.

### Going Further

learn about genetics, diseases and breeding; study body-condition scoring and linear appraisal; understand bio-security and prevention measures; gain leadership and explore career

**Project Resources:** 3 Curriculum levels & Helper's Guide

*Getting Your Goat, Level 1*

*Stepping Out, Level 2*

*Showing the Way, Level 3*

*Dairy Goat Helper's Guide*

## Dogs

### Starting Out

learn basic skills for dog care and training; discover different dog breeds; study and identify dog body parts; learn how to keep a dog healthy and groomed

### Learning More

explore dog health and nutrition; discover genetic problems and population control; learn showmanship and training techniques; learn about show-ring ethics

### Going Further

investigate responsible breeding; care for geriatric dogs; train service dogs; explore careers related to dogs

### **Includes:**

Agility  
Obedience  
Rally  
Showmanship

**Project Resources:** 3 Curriculum levels, Helper's Guide & additional materials

*Wiggles and Wags, Level 1*  
*Canine Connection, Level 2*  
*Leading the Pack, Level 3*  
*Dog Helper's Guide*  
*4-H Dog Project Health Supplement* (pdf, 2 pages)  
*Basics of Training Your Dog* (pdf, 14 pages)  
*4-H Dog Judging Guidelines* (pdf, 11 pages)  
*Dog Obedience — Novice & Beyond* (pdf, 20 pages)  
*A Guide To Showmanship* (pdf, 11 pages)  
*4-H Dog Resource Handbook*  
*A 'Fear-less' Approach to Understanding Dogs*

## Exotic Animals

### Horse

#### Starting Out

learn horse behavior and terms; study breeds and identify body parts; saddle, groom and bridle your horse; practice horse safety and horse selection.

#### Learning More

practice horsemanship and judging; understand horse selection and training; learn about tack, feeding and diseases; practice showing a horse and trail riding.

#### Going Further

explore horse breeding, genetics and heredity; understand horse diseases and prevention; learn about fencing, pasturing and housing; explore horse-related careers.

train a horse; practice a round-pen workout; learn English and Western style bridles; understand equitation and riding styles.

learn to set goals; compare costs of show clothing; present your horse in showmanship classes; rate your showmanship skills; practice proper show ethics.

#### Includes:

##### Clothes Horse

learn how to make riding apparel and equipment; develop sewing and creative skills; understand textile selection and care.

##### Draft Horse

##### Miniature Horse

##### Model Horse

learn about the collecting, photographing and showing of model horses; ; acquire the equine knowledge and skill to reproduce the realism needed to portray the image of a live horse

**Project Resources:** 5 Curriculum levels, Helper's Guide & additional materials

*Giddy Up & Go, Level 1*  
*Head, Heart & Hooves, Level 2*  
*Stable Relationships, Level 3*  
*Riding the Range, Level 4*  
*Jumping to New Heights, Level 5*  
*Horse Project Helper's Guide, Level 6*  
*Horses & Horsemanship*  
*Horse Science*



**Horseless Horse**—you do not need a horse to enroll in this project

**This project is identical to Horse Project**

## Llamas

### Meat Goat

#### Starting Out

identify meat goat breeds and parts; learn to select a good animal; feed and care for a meat goat; develop a budget for a meat goat project.

#### Learning More

recognize meat goat diseases; select a veterinarian and purchase breeding stock; understand reproduction cycle and keep records; fit and show meat goats.

#### Going Further

learn to control diseases; understand bio-security and quality assurance; formulate rations; evaluate goat pastures.

**Project Resources:** 3 Curriculum levels, Helper's Guide & additional materials

*Just Browsing, Level 1*

*Get Growing with Meat Goats, Level 2*

*Meating the Future, Level 3*

*Meat Goat Helper's Guide*

*Meat Animal Project Record* (pdf, 4 pages)

## Pets

#### Starting Out

explore your favorite pet or select a pet; identify pet body parts; learn to provide a safe environment; design a space for your pet.

#### Learning More

explore animal digestion and feeding; shop for pet supplies; determine the animal's sex and proper health; study pet behavior and communication.

#### Going Further

explore pet products; teach others about pets; understand how genetics work; explore animal welfare issues.

**Project Resources:** 3 Curriculum levels & Helper's Guide

*Pet Pals, Level 1*

*Scurrying Ahead, Level 2*

*Scaling the Heights, Level 3*

*Pet Helper's Guide*

## Poultry

#### Starting Out

identify poultry breeds; learn parts of the bird; learn parts and functions of the egg; learn how to select and handle poultry; fit and show poultry.

#### Learning More

observe a healthy flock; select and judge broilers; discover how an egg is formed; prevent poultry diseases; discover how chicks imprint.

#### Going Further

organize a judging clinic; manage a laying flock; discover qualities of eggs; handle poultry products safely; process a chicken.

#### **Includes:**

Bantams

Exotic Birds (Ostrich, Emu)

Game Birds (Quail, Pheasant)

Pigeons

Turkeys

### Waterfowl

**Project Resources:** 3 Curriculum levels, Helper's Guide & additional materials

*Scratching the Surface, Level 1*

*Testing Your Wings, Level 2*

*Flocking Together, Level 3*

*Poultry Helper's Guide*

*Hatching Classroom Projects*

*Experiments in Poultry Science*

*Meat Animal Project Record* (pdf, 4 pages)

*Pigeons* (pdf, 15 pages)

## Pygmy Goat

### Rabbits

#### Starting Out

learn about selecting and handling rabbits; identify rabbit breeds and body parts; explore health issues and feeding.

#### Learning More

learn to select show rabbits; give oral reasons and judge rabbits; learn to tattoo; detect diseases; keep records of animals.

#### Going Further

learn about breeding and genetics; design a rabbitry; market rabbits; learn about disease prevention and rabbit registration.

**Project Resources:** 3 Curriculum levels , Helper's Guide & additional materials

*What's Happening?, Level 1*

*Making Tracks, Level 2*

*All Ears, Level 3*

*Rabbit Helper's Guide*

*Meat Animal Project Record* (pdf, 4 pages)

## Sheep

#### Starting Out

identify sheep breeds and body parts; observe sheep behavior; identify uses of wool and other by-products; fit and show sheep.

#### Learning More

learn to identify sheep parasites; promote meat safety; judge wool; diagnose sheep diseases; use medications safely; explore careers.

#### Going Further

set sheep production goals; plan sheep related activities; market sheep products and teach others; plan a judging contest; explore careers.

**Project Resources:** 3 Curriculum levels , Helper's Guide & additional materials

*Lambs, Rams, and You, Level 1*

*Shear Delight, Level 2*

*Leading the Flock, Level 3*

*Sheep Helper's Guide*

*4-H Sheep Project Health Supplement* (pdf, 2 pages)

*Sheep Resource Handbook*

*Meat Animal Project Record* (pdf, 4 pages)

## Small Animals

### Swine

#### Starting Out

identify swine breeds, feeds and animal parts; practice judging market hogs; identify pork meat cuts; practice fitting and showing a hog.

Learning More

make a swine health care plan; identify diseases; assemble tack and pack a show box; plan and organize a facility expansion; complete a plan for a new pork product.

Going Further

learn to make breeding and culling decisions; judge a class of breeding gilts; design a preventative herd health plan; manage a feeding program.

**Project Resources:** 3 Curriculum levels, Helper's Guide & additional materials

*The Incredible Pig, Level 1*

*Putting the Oink in the Pig, Level 2*

*Going Whole Hog, Level 3*

*Swine Helper's Guide*

*Judging Market and Breeding Swine* (pdf, 8 pages)

*Swine Resource Handbook*

*Meat Animal Project Record* (pdf, 4 pages)

**Facilitator Guide**

*Exploring Swine Health and Husbandry*

**Veterinary Science**Starting Out

learn different breeds of animals; interpret animal behavior; identify feed nutrients; describe animal life stages and systems.

Learning More

create health records for your animal; conduct food safety experiments; discover importance of immunity and bio-security; consider ethics and animal welfare.

Going Further

investigate the importance of genetics; understand diseases that spread from animals to humans; learn about diversity of veterinary careers.

**Project Resources:** 3 Curriculum levels , Helper's Guide & additional materials

*From Airedales to Zebras, Level 1*

*All Systems Go, Level 2*

*On the Cutting Edge, Level 3*

*Veterinary Science Helper's Guide*

**Facilitator Guides—Available as digital downloads only**

*Veterinary Science 1: Animal Behavior*

*Veterinary Science 2: Animal Vital Signs*

*Veterinary Science 3: Disease Transmission*

*Veterinary Science 4: Principles of Biosecurity*

*Veterinary Science 5: Advanced Concepts in Animal Care*

**Arts & Communication****Art**Starting Out

learn art through cutting, pasting and drawing; explore sculpting and constructing with fibers; paint and print using different materials.

Learning More

explore art techniques, culture and history of art; learn artistic challenges in drawing, fiber arts and sculpting; develop graphic design techniques..

**Includes**

**Block Printing**

design and cut blocks from different materials; print designs on cloth and paper; create your own original designs.

**Drawing & Painting**

learn to draw with pencil, chalk, crayon, etc.; learn to blend and shade; make surface rubbings; paint with watercolor, oil and acrylics; mix colors; mat and frame your artwork

**Metal Enameling**

try enameling earrings, pins and other jewelry; learn to attach fasteners; create original designs and patterns

**Posters****Rock Art****Project Resources:**

[Elements & Principles of Design Card](#)

[Get Started in Art](#)

[Advanced Visual Arts: Sketchbook Crossroads](#)

[Advanced Visual Arts: Portfolio Pathways](#)

[Drawing & Painting](#) (pdf, 26 pages)

[Block Printing](#) (pdf, 12 pages)

[Metal Enameling](#) (pdf, 15 pages)

**Basketry****Clowning**

discover the history of clowning; develop your own character; design your own makeup, costume and props

**Project Resources:**

[Enter the Clowns](#) (pdf, 11 pages)

**Collections**

learn about various types of collections, the ins and outs of the collecting process, and how to best display your items. .

**Project Resources:**

[My Favorite Things](#)

**Communications****Starting Out**

engage in non-verbal, verbal and written activities; strengthen your personal communication skills; encrypt codes, write songs and give directions.

**Learning More**

learn to become a confident communicator; present oral reasons, plan and present speeches; practice making good first impressions.

**Going Further**

polish your communication skills; explore communication careers; write résumés and interview for a job.

**Project Resources:**

[Voices from the Past](#) (pdf, 16 pages)

[It's All in the Family](#) (pdf, 20 pages)

[Communication Activities for 4-H Clubs](#) (pdf, 44 pages)

**Facilitator Guides**

[Communications Curriculum Module 1](#)

[Communications Curriculum Module 2](#)

[Communications Curriculum Module 3](#)

## Creative Writing

explore language and creative expression; stimulate your creativity and self-expression; enrich your joy of book reading.

### Project Resources:

[The Writer in You](#)

[Creative Wordworking](#) (pdf, 28 pages)

[Crazy About Books Reading Circle](#) (pdf, 24 pages)

## Dance

## Demonstrations

## Jewelry Making

## Leathercraft

learn about the characteristics and uses of leather; use tools and equipment; make patterns and original designs; explore various leathercraft techniques.

## Music

gain a greater appreciation for music; explore different ways to participate; listen, perform and compose various types of music; teach others; and make instruments.

### Project Resources:

[Youth and 4-H Music Project Guide](#) (pdf, 5 pages)

## Photography

### Starting Out

explore the camera and learn to use it properly; learn the basics of lighting and composition; learn the use of different light sources; shoot photos that tell a story.

### Learning More

learn about camera adjustments; learn about film speed, shutter speed and aperture; take silhouettes, candids, action shots and others.

### Going Further

learn about wide-angle and telephoto lenses; explore the use of light meters and studio lighting; experiment with special effect photos; take still life photos and portraits.

### Project Resources:

[Photography Basics, Level 1](#)

[Next Level Photography, Level 2](#)

[Mastering Photography, Level 3](#)

## Puppetry

## Sign Language

## Speaking

plan, practice and present an effective speech; gain confidence in public speaking; plan, practice and present an effective demonstration.

### Project Resources:

[Finding Your Voice: Public Speaking Made Easy](#)

[4-H Public Speakers Handbook](#) (pdf, 28 pages)

[4-H Public Speaking Opportunities – A Parent's Handbook](#) (pdf, 16 pages)

## Theatre Arts

### Starting Out

study acting, sound, movement, voice and speech; learn different ways to play a scene; try pantomime, clowning and improvisation.

### Learning More

become a puppeteer; investigate the history of puppets; explore types of puppets and puppet characters; use puppets in community service work; plan and present a puppet show.

### Going Further

study costumes, makeup, stage sets, props and sound; learn stage management; create sounds and disguises; make up your own character and bring it to life.

## Project Resources:

### Facilitator Guides

*Theatre Arts Book: Level 1 - Beginner*

*Theatre Arts Book: Level 2 - Intermediate*

*Theatre Arts Book: Level 3 - Advanced*

## Videography

learn storytelling, editing and lighting; experiment with camera handling and editing; learn to plan a project with the use of sound and titles; show and review your production.

## Wool Spinning



## Cultural Learning

## Folk Arts

explore traditional folk arts; learn more from your family and community; learn storytelling; decorate eggs and make baskets

## History & Heritage

## Intergenerational Programs

learn to understand older people better; let them share their stories and experiences; explore what happens as you grow older

## International

## Latino Cultural Arts

understand the Latino culture by exploring traditional art; make Latino instruments, jewelry, weavings, murals, etc.; celebrate Latino holidays, sample foods and tell stories



## Family, Home, and Health

## Cake Decorating

### Starting Out

prepare icing to use for borders, drop flowers, and lettering; experiment with different decorating tips; learn about professional cake decorating equipment; decorate with borders, flowers, leaves, and letters; use a stencil and paper pattern to decorate a cake

### Learning More

bake and frost level cakes with smooth icing; bake and frost two-layer cakes with jam, pudding, or other filling; make flat surface flowers and flowers on a nail;

learn piping techniques; learn advanced borders like lattice, basket weave, pine cones, and haystacks; consider cake size, shape, decorating placement, and number of servings

#### Going Further

assemble stacked and tiered cakes; experiment with gum paste; color and shape marzipan for decorations; make pulled sugar decorations; apply rolled fondant to a cake and decorate it; study the principles of element and design used in cake decorating

#### **Project Resources:**

*4-H Cake Decorating*

### **Child Development**

#### **Clothing**

##### Starting Out

gather the tools they'll need to begin sewing, understand textiles through fun science experiments, learn beginning math and engineering techniques in clothing construction, and take their skills a step further, investigating businesses, service learning projects, and modeling.

##### Learning More

prepare for more advanced sewing techniques and projects, conduct more advanced textile science experiments, focus on advanced engineering techniques, add finishing touches and style to garments, and market and calculate prices of products.

##### Going Further

prepare for more advanced sewing techniques and projects, conduct more advanced textile science experiments, focus on advanced engineering techniques, add finishing touches and style to garments, and market and calculate prices of products.

combine art and clothing; learn the design basics and create a portfolio to exhibit samples made to practice specific techniques.

#### **Project Resources:** 3 Curriculum levels & additional materials

*STEAM Clothing 1: FUNDamentals*

*STEAM Clothing 2: Simply Sewing*

*STEAM Clothing 3: A Stitch Further*

*Maker's Guide to Sewing Stuff*

*Beyond the Needle*

### **Consumer Savvy**

#### **Crocheting**

##### Starting Out

understand how to properly hold the hook and yarn; learn to make a slip knot; learn to chain stitch and make a foundation chain; learn the basic stitches when crocheting; learn crochet terms and abbreviation and how to read a crochet pattern; understand the importance of tension when crocheting

##### Learning More

learn how to increase and decrease the stitches in a row; learn how to sew a seam; learn how to count rows; learn how to fasten off a project

##### Going Further

learn stitch variations like groups, shells, and clusters; learn how to read a filet chart; learn how to join seams

#### **Project Resources:**

*The 4-H Crocheting Handbook* (pdf, 44 pages)

*Crochet Made Easy* (pdf, 44 pages)

## Fiber Arts

### Food Preservation

#### Starting Out

identify basic types of food preservation; learn food freezing basics; learn to freeze fruits, juices, vegetables, meats, fish, and poultry; know how to properly thaw frozen products; learn food drying basics; learn to dry fruits, make fruit leathers, vegetables, and herbs

#### Learning More

understand the basics of water canning; learn the difference for canning low acid and high acid foods; understand making altitude adjustments; learn the different between a hot pack and a raw pack; select the right produce and jars for canning; make salsa, jams, jellies, and pickles

#### Going Further

understand the basics of pressure canning; select a pressure canner; understand the types of produce, meats, poultry, and fish that require pressure canning; be able to prepare your jars and lids; conduct a taste test

### Project Resources:

[Drying Project Manual](#)

[Boiling Water Canning Project Manual](#)

[Freezing Project Manual](#)

[Pressure Canning Project Manual](#)

[Canning Fruits Safely](#) (pdf, 41 pages)

[Canning Vegetables Safely](#) (pdf, 28 pages)

[Making Jams, Jellies and Fruit Preserves](#) (pdf, 69 pages)

[Freezing Fruits and Vegetables](#) (pdf, 28 pages)

[Homemade Pickles & Relishes](#) (pdf, 64 pages)

[Tomatoes Tart & Tasty](#) (pdf, 36 pages)

[Canning Meat, Wild Game, Poultry & Fish](#) (pdf, 36 pages)

[Canning Salsa Safely](#) (pdf, 20 pages)

## Foods & Nutrition

#### Starting Out

learn how MyPlate can help guide your eating choices; understand how to keep your food safe; know basic kitchen safety; learn measuring basics; understand how to follow a recipe; develop basic cooking "how to" skills

#### Learning More

learn the science behind food safety; learn fire safety in the kitchen; develop knife skills learn different mixing techniques; identify different cooking techniques; understand nutrition labels; use your knowledge of food groups to create different recipes;

#### Going Further

practice making bread, grilling meats, vegetables, and fruit, and making butter. Youth learn about yeast, gluten, and different types of fats.

learn about herbs and spices and how to make ethnic foods; practice making cakes, candy, pastries, and pies.

### Includes

Candy making

**Project Resources:** 8 Curriculum levels, Helper's Guide & additional materials

### **Cooking and Baking:**

[4-H Cooking 101](#)

[4-H Cooking 201](#)

[4-H Cooking 301](#)

[4-H Cooking 401](#)



4Cooking Helper's Guide**What's On Your Plate? Exploring Food Science:**Unit 1 The Secrets Of BakingUnit 2 The Power Of Protein ChemistryUnit 3 The Inner Mysteries Of Fruits And VegetablesUnit 4 Be A Food Scientist**Facilitator's Guides for What's On Your Plate? Exploring Food Science:**Unit 1 The Secrets Of BakingUnit 2 The Power Of Protein ChemistryUnit 3 The Inner Mysteries Of Fruits And VegetablesUnit 4 Be A Food Scientist**Fun & Fitness****Health**Starting Out

design a family first aid kit; identify how to treat cuts and scrapes; recognize the signs of choking; learn how to prevent sprains, strains, and bruises; discover what causes nosebleeds; learn about poisons and how to keep your family safe

Learning More

find out more about germs and how they affect the body; learn about food that help you stay healthy; learn about your personal strength, flexibility, and endurance; learn how to add activity to your day

Going Further

identify the components of fitness; learn the importance of hydration; learn how to choose foods for fuel; discover new ways to add physical activity to your life; create a personal health and wellness plan

**Project Resources:**First Aid in ActionStaying HealthyKeeping FitHealth Rocks! Beginner LevelHealth Rocks! Intermediate Level**Home Environment**Starting Out

learn about home care; learn to sand and finish a simple wood item; make small home decorative items for the home; explore the world of home interior design

Learning More

become more involved with activities around the home; learn to handle home tasks and entertain guests; refinish wood furnishings and make other home items.

Going Further

What you can do in this project: learn the principles of home design; learn scale, balance and proportion in home design; use the principles of design to arrange your home; create storage centers and restore furniture.

What you can do in this project: focus on the application of design fundamentals; learn about purchasing furnishings for the home; restore or make a heritage item.

**Knitting**Starting Out

choose the right kind of yarn to use for simple projects; identify different types of knitting equipment; evaluate the type of needle to use for each project; learn to make a slip knot; understand how to hold the needles and yarn; learn how to cast on; learn the basic stitches and create simple projects

Learning More

learn to use circular and double pointed needles; learn how to long-tail cast on; use

a garter stitch and stockinette stitch; learn to knit with four needles; be able to identify the six standard yarn weight groups

#### Going Further

altering patterns to fit an individual or change the pattern to add your own special touch; learn how to properly graft; learn how to properly care for garments and items you have knit

#### **Project Resources:**

Knitting Made Easy (pdf, 40 pages)

The 4-H Knitting Handbook (pdf, 40 pages)

### **Personal Finance**

#### **Quilting**

##### Starting Out

learn about the history of quilts in your family; research methods of displaying quilts; know the basic items you need to start quilting; learn about geometric elements; learn about batting and how it is used; shop for quilting supplies

##### Learning More

learn how to tie and bind a quilt; learn how to use a rotary cutter; learn different quilting patterns; learn about advanced quilting tools and special quilting gadgets

##### Going Further

learn about color theory and color science; challenge yourself with difficult quilting patterns; use hand and machine quilting methods; learn the different sizes of quilts; identify quilting related careers

#### **Project Resources:**

*You Can Quilt!*

*Quilting the Best Better!*

### **Soap Making**

### **Trash and Treasure**

### **Weaving**



### **Leadership and Community Service**

#### **Citizenship**

discover and discuss public issues; plan a project to change or improve your community.

#### **Project Resources:**

*Citizenship Adventure Kit (digital download only)*

*Citizenship Adventure Guide's Handbook (digital download only)*

#### **Cloverbuds Youth Leader**

older youth who are interested in leading Cloverbud groups and activities

#### **Entrepreneurship**

practice the skills needed to be an entrepreneur; explore businesses, products, marketing and pricing; create a business plan; and start your own business.

#### **Project Resources:** 3 Curriculum levels, Leader's Guide & additional materials

*EntrepreneurShip Investigation Unit 1: Discover the E-Scene*

*EntrepreneurShip Investigation Unit 2: The Case of ME*

*EntrepreneurShip Investigation Unit 3: Your Business Inspection*

*EntrepreneurShip Investigation Leader's Guide*

*EntrepreneurShip Investigation: Camp Guide*

## Service Learning

### Starting Out

learn to give back to your community, reflect on your experiences, identify community needs, plan a service project and execute the idea.

### Learning More

plan and implement your own service project, share your project plan and outcome with others, and conduct an evaluation of your project.

## Workforce Readiness

explore what it takes to get your first job; discover how to assess job possibilities in the community; create job scenarios; recognize your learning styles and personal qualities.

### **Project Resources:**

*[Build Your Future Youth Notebook](#)*

*[Build Your Future Facilitator Guide](#)*

## Youth Leadership

### Starting Out

assess your leadership skills; practice effective communication skills; set goals and resolve conflict; and plan a group event.

### Learning More

explore how leaders are different; develop a multi-media presentation; set and achieve team goals; and practice teamwork.

### Going Further

build trust in a group; assess your own strengths and weaknesses; write vision and mission statements; and contribute to a group project.

### **Project Resources:**

*[Leadership Road Trip: Where Are You Going?](#)*



## Outdoor Education (Natural Sciences)

### Adventures

#### Archery

learn life skills development, safety procedures and responsible use of archery equipment

#### **Project Resources:**

*[Archery Member Record Book](#)*

### Aquatic Science

#### Backpacking & Hiking

##### Starting Out

plan a day hike, select items and plan the food; learn to organize and pack a backpack; select appropriate clothing; prepare a first-aid kit; learn to use a compass; prepare for dangerous weather.

##### Learning More

plan a camping trip; select equipment, including shelter; plan a camping trip menu and prepare supplies; practice "Leave No Trace" principles while hiking; study various organism habitats.

##### Going Further

select group backpacking gear including a tent; design a non-tent backpacking shelter; develop a personal conditioning program; learn to orient a map and use triangulation.

**Project Resources:***Hiking Trails**Backpacking Expeditions***Bees****Bicycling - Environ Ed****Birds****Camping**

learn how to camp safely in all weather conditions; investigate camping equipment and clothing; build a campfire and cook a meal; practice tying knots and first aid; learn to use a map and compass.

**Project Resources:***Camping Adventures***Canoeing**

learn how and where to canoe safely; select and care for equipment; explore aquatic environments; plan a canoe camping trip; canoe a river.

**Conservation****Cross Country Skiing****Downhill Skiing****Entomology (Insects)***Starting Out*

learn about insects, their behavior and life history; discover the parts of an insect's body; collect and compare insects; explore how insects communicate and move.

*Learning More*

learn how an insect protects itself; explore insect habitats; create an insect display; build an insect extractor; investigate entomology careers.

*Going Further*

raise and study mealworms and mosquitoes; observe a colony of ants; make an insect identification key; record and collect aquatic insects; explore various gardens and habitats.

**Project Resources:** 3 Curriculum levels, Helper's Guide & additional materials*Teaming with Insects, Level 1**Teaming with Insects, Level 2**Teaming with Insects, Level 3**Teaming with Insects, Facilitators Guide***Exploring Your Environment***Starting Out*

explore the four elements of life: sun, air, water and soil; use your senses to explore the environment; connect to the environment through plants and animals; and learn how the environment is affected by pollution.

*Learning More*

explore wildlife habitats and tracking; learn about groundwater; research pollination and how it works.

*Going Further*

explore the world of biotechnology; learn the features of insect creatures; begin to understand biodiversity; and learn what climate has to do with the way we live.

**Project Resources:** 3 Curriculum levels, Helper's Guide & additional materials*Exploring Your Environment: Ecosystems Services**Exploring Your Environment: Earths Capacity*

Exploring Your Environment: Facilitator Guides**Fishing**Starting Out

identify types of tackle; organize a tackle box; identify different types of bait and fish in your area; learn to take proper care of your catch.

Learning More

find fishing information on the Internet; cast a spinning rod and reel; learn to tie fishing knots; select a recipe and cook a fish; collect and analyze aquatic life.

Going Further

learn to reassemble a fishing reel; make artificial flies and lures; modify fishing equipment; investigate fishing careers.

**Project Resources:** 3 Curriculum levels, Helper's Guide & additional materials

Take the Bait, Level 1

Reel in the Fun, Level 2

Cast into the Future, Level 3

Fishing Adventures Helper's Guide

4-H Sportfishing Manual (pdf, 25 pages)

**Forestry**Starting Out

identify forest types, forest products and trees; age trees by counting rings; understand forest competition; find a state forest; describe how leaves affect rainfall.

Learning More

learn how trees move water from soil to canopy; diagram a leaf; understand major forest changes and their impact; select urban tree planting sites.

Going Further

recognize different tree fruits; create a community forest map; identify forest biomes by continent; identify an unknown tree using a tree key.

**Project Resources:** 3 Curriculum levels & Helper's Guide

Follow the Path, Level 1

Reach for the Canopy, Level 2

Explore the Deep Woods, Level 3

Forestry Helper's Guide

**Geology****Hunting****Maple Syrup****Shooting Sports**

learn life skills development, safety procedures and responsible use of firearm equipment

**Includes:**

Air rifle

Air pistol

**NOTE: Only 12 years old and above can shoot powder burning guns**

Muzzleloader

Pistol (.22)

Rifle

Shotgun

**Project Resources:**

Muzzleloader Member Record Book

Pistol Member Record Book

Rifle Member Record Book

Shotgun Member Record Book

## Sports

### Recycling

learn about the impact of solid waste on the environment; learn to reduce, reuse and recycle.

### Rock Climbing

### Taxidermy

### Water

identify water conservation and pollution issues; explore issues in your home, community or school; select an issue to focus on; develop and implement a plan.

#### Project Resources:

Give Water a Hand - Action Guide (pdf, 72 pages)

Give Water a Hand - Leader Guidebook (pdf, 40 pages)

### Weather

### Wildflowers

learn about wildflowers in your neighborhood; learn to identify wildflowers and how to collect them; discover how humans affect wildflowers.

### Wildlife

### Wildlife Habitat

### Winter Travel

discover winter travel on cross-country skis and snowshoes; select and take care of equipment and clothing; experience a winter overnight campout; discover how trees and plants prepare for winter.



## Plant & Soil Science

### Crops

#### Starting Out (Corn)

learn about variety selection, germination and planting; learn about nutrients, harvesting and storage; explore uses and marketing strategies for corn.

#### Learning More (Forage)

establish and manage a forage crop; scout fields for pests, diseases and nutrition shortages; take an accurate forage sample; study growing techniques.

#### Going Further (Small Grains)

explore types of grasses, including wheat, oats and barley; learn about growing conditions and nutrients; practice integrated pest management; compare production costs and marketing.

#### Project Resources:

Crops Management Record (pdf, 4 pages)

### Flowers

#### Starting Out

identify flower parts and their functions; plant flowers and make flower arrangements; give a presentation on flowers; prepare a flower exhibit.

#### Learning More

learn about plant needs and soil testing; select and start new plants and grow transplants; examine plants for insects and diseases; judge a flower exhibit.

#### Going Further

design a plant experiment; make a landscape plan; write instructions on how to force bulbs; compare different fertilizers: organic and chemical.

**Project Resources:** 4 Curriculum levels, Helper's Guide & additional materials

[Gardening: See them Sprout, Level A](#)

[Gardening: Let's Get Growing, Level B](#)

[Gardening: Take Your Pick, Level C](#)

[Gardening: Growing Profits, Level D](#)

[Gardening Helper's Guide](#)

[Forcing Spring Bulbs](#)

Evaluating and Judging Flowers and Indoor Plants (pdf, 8 pages)

## Fruits

### Starting Out

produce fruits from apples to berries; select the best fruit cultivar for your home garden.

### Learning More

produce fruits such as pears and grapes; learn about different varieties of cultivars.

**Project Resources:**

[Growing Strawberries in Wisconsin](#) (pdf, 25 pages)

[Growing Raspberries in Wisconsin](#) (pdf, 24 pages)

[Growing Currants, Gooseberries, & Elderberries in Wisconsin](#) (pdf, 12 pages)

[Growing Grapes in Wisconsin](#) (pdf, 28 pages)

[Growing Apples in Wisconsin](#) (pdf, 28 pages)

[Growing Pears in Wisconsin](#) (pdf, 28 pages)

[Growing Apricots, Cherries, Peaches & Plums in Wisconsin](#) (pdf, 32 pages)

## Herbs

## Home Grounds

### Starting Out

learn about seeding a lawn; study proper lawn care and maintenance; explore fertilization and pest management techniques.

### Learning More

learn the importance of planting new trees and shrubs; explore variety selection and appropriate placement; learn basic maintenance: pruning and fertilization.

### Going Further

explore landscape planning; make a plan and put it on paper; select, place and plant trees and shrubs; maintain your home grounds.

**Project Resources:**

[4-H Lawn Care](#)

[Selecting, Planting and Caring for Your Shade Trees](#) (pdf, 6 pages)

[Planning and Designing Your Home Landscape](#) (pdf, 32 pages)

## Horticulture (Gardening)

### Starting Out

identify different types of gardens; grow and maintain a garden; plant seeds; learn pest management techniques; learn how to harvest crops; learn to identify and use common garden tools

### Learning More

learn about garden fertilizer and nutrients plants need to grow; plant bulbs in the fall for spring blooms; make a container garden; learn about compost and make a simple compost bin; discover different ways to prepare and use garden produce

Going Further

research types of plants that grow well in your area; start an herb garden; learn about food preservation methods; take a soil sample and have it tested for nutrients; experiment with organic production; design a gardening experiment

**Project Resources:** 4 Curriculum levels & Helper's Guide

*Gardening: See them Sprout, Level A*

*Gardening: Let's Get Growing, Level B*

*Gardening: Take Your Pick, Level C*

*Gardening: Growing Profits, Level D*

*Gardening Helper's Guide*

**House Plants**Starting Out

identify plant parts and their functions; grow house plants and start a plant from a cutting; make a dish garden; prepare house plants for exhibit.

Learning More

learn about plant seeds and soil; select and start new plants and grow transplants; plant a terrarium; examine plants for insects and diseases.

Going Further

take a tour of a horticulture business; design a plant experiment; teach others how to grow house plants; compare different fertilizers: organic and chemical.

**Project Resources:** 4 Curriculum levels, Helper's Guide & additional materials

*Gardening: See them Sprout, Level A*

*Gardening: Let's Get Growing, Level B*

*Gardening: Take Your Pick, Level C*

*Gardening: Growing Profits, Level D*

*Gardening Helper's Guide*

*Propagating and Growing House Plants* (pdf, 15 pages)

**Plant Crafts**

learn to harvest plants; use different drying techniques; learn how to use plant materials; learn how to make dried arrangements, corsages, etc.

**Project Resources:**

*Plant Crafts* (pdf, 12 pages)

**Rock Hound****Soil Science****Vegetables**Starting Out

identify plant parts and their functions; explore germination and start a plant from a cutting; grow vegetables in containers; plan an outdoor garden; prepare a vegetable exhibit for show.

Learning More

learn about plant needs and soil testing; start new plants and grow transplants; build a compost pile and use mulches.

Going Further

grow plants in a cold frame; make a site analysis and landscape plan; compare organic and chemical fertilizers; research various insect control methods.

**Project Resources:** 4 Curriculum levels, Helper's Guide & additional materials

*Gardening: See them Sprout, Level A*

*Gardening: Let's Get Growing, Level B*

*Gardening: Take Your Pick, Level C*

*Gardening: Growing Profits, Level D*



*Gardening Helper's Guide*

*Exhibiting and Judging Vegetables* (pdf, 8 pages)



## **STEM — Science, Technology, Engineering & Math**

### **Aerospace**

#### Starting Out

build an introductory level rocket; compare birds and airplanes; make a space helmet.

#### Learning More

build straw and paper rockets; learn to read a map; identify types of aircraft; discover how weather affects flying; build and fly a kite; make a hot-air balloon model.

#### Going Further

build, exhibit and launch model rockets; test a paper hang glider; make a flight simulator; demonstrate why rockets fly; organize a kite-flying contest.

design and build rockets and box kites; build an altitude tracker; plan a flight route; discover the affects of gravity; explore life in space and aerospace careers.

**Project Resources:** 3 Curriculum levels, Helper's Guide & additional materials

*Pre-Flight, Level 1*

*Lift off, Level 2*

*Reaching New Heights, Level 3*

*Pilot in Command, Level 4*

*Aerospace Adventures Helper's Guide*

*Model Rocket Contest Guidelines* (pdf, 14 pages)

### **Astronomy**

### **Automotive**

### **Bicycles - Engr and Tech**

#### Starting Out

learn the essentials for getting started safely; explore the basics toward lifelong cycling; learn safety, road rules and planning for a pleasant ride.

#### Learning More

choose a bike that's right for you; practice bike maintenance; learn road rules.

**Project Resources:** 3 Curriculum levels, Helper's Guide & additional materials

*Bicycling for Fun, Level 1*

*Wheels in Motion, Level 2*

*Bicycle Helper's Guide*

*Bicycle Adventures: Don't Get Stuck: Fix It DVD*

*Conducting a Bicycle Rodeo* (pdf, 19 pages)

### **Blacksmithing**

### **Computers**

### **Electricity**

#### Starting Out

understand how to use electricity; identify electrical materials; wire a simple circuit; build a compass, flashlight, switch and electric motor.

#### Learning More

work with electrical equipment; learn to read circuit diagrams; build a circuit and measure voltages; communicate in Morse code.

Going Further

develop a basic electrical tool and supply kit; understand the symbols on wires and cables; locate your home wiring system.

identify electrical and electronic parts and devices; learn how to solder and prepare parts for assembly; assemble a circuit using a transistor.

**Project Resources:** 4 Curriculum levels, Helper's Guide & additional materials

*Magic of Electricity, Level 1*

*Investigating Electricity, Level 2*

*Wired for Power, Level 3*

*Entering Electronics, Level 4*

*Electric Excitement Helper's Guide*

*Explore a Power Park Book 1: Paper Circuits*

*Design a Power park: Smart Circuits Book 2*

**Flying****Geocaching****Geospatial**Starting Out

discover ways of thinking about geographic positions; learn about navigational tools, such as GIS, GPS, and compasses; and learn to measure distances.

Learning More

learn how to collect data; combine data with geographical positions; make maps of home, neighborhood and community.

Going Further

use multi-layered maps to attempt to solve problems; find ways to reduce traffic congestion; and pinpoint pollution sources.

**Handyman****LEGO****Maintenance & Repair****Mechanical Sciences****Model Cars****Model Railroad****Model Rocketry****Off-Highway Vehicles****Remote Controlled Cars****Robotics**Starting Out

explore the world of robotics and how robotic systems are used in everyday life; learn to identify the important parts of a robot and use problem solving to design and program a robot to do basic tasks

Learning More

fine tune your robot's design to perform specific tasks, including creating versatile attachments to grasp, grab, and move objects; learn to use robotic sensors to detect sound, objects, and to track and follow lines.

Going Further

learn to use advanced programming strategies to perform more complicated tasks; explore different types of robotics systems including making your own through "Junk Drawer Robotics"

**Project Resources:**

*Youth Robotic Notebook*

**Facilitator's Guides**

*Give Robotics a Hand, Level 1*

*Robots on the Move, Level 2*

*Mechatronics, Level 3*

**Scale Models****Small Engines****Snowmobiling****STEM****STEM, Exploring****Tractors**Starting Out

learn and identify parts of the tractor; understand the basics of tractor maintenance; learn about different fuels and engine cooling systems; research different safety features and learn safety rules.

Learning More

practice farm and tractor safety; understand the mechanics of engines; identify accessory equipment; learn the functions of different operational systems.

Going Further

learn types of oil systems and fuel safety; learn how to hook on a PTO unit; learn tractor and machinery maintenance ;focus on safety and maintenance; identify and work with operational systems.

**Project Resources:** 4 Curriculum levels additional materials

*Starting Up: Getting to Know Your Tractor, Level A*

*Tractor Operations: Gearing Up for Safety, Level B*

*Moving Out: Learning About Your Tractor & Farm Machinery, Level C*

*Learning More: Learning About Agricultural Tractors & Equipment, Level D*

*Tractor Operators Contest Guidelines (2011 rev)* (pdf, 12 pages)

**Welding****Wind Energy**

learn about the wind and its uses; explore the engineering design process

**Project Resources:**

*The Power of the Wind: Youth Guide*

*The Power of the Wind: Facilitator Guide*

**Woodworking**Starting Out

learn safety practices when working with wood and tools; use various hand tools, e.g., hammer and saw; identify types of nails and wood; sand and paint a piece of wood.

Learning More

identify functions of various tools; practice safety techniques; select a project to build, e.g., birdhouse or foot stool; use a screwdriver and combination square.

Going Further

compare different types of hinges; enlarge scale-drawn woodworking plans; use a hand plane and build a laminated cutting board; compare different grades of plywood.

use a table saw, router, powered circular saw and sander; learn to make more difficult joints; evaluate exotic and veneer woods; create inlays and overlays; test

various adhesives.

**Project Resources:** 3 Curriculum levels, Helper’s Guide & additional materials

- Measuring Up, Level 1
- Making the Cut, Level 2
- Nailing it Together, Level 3
- Finishing Up, Level 4
- Woodworking Wonders Helper’s Guide



**Start Your Own Project**

**Self-determined**

create your own project or expand on an old one; select a project, develop a plan, identify resources; carry out and evaluate your plan.

**Project Resources:**

- Designing Your Own Project (pdf, 4 pages)






#wi4hmovement



# The Wisconsin 4-H MOVEMENT

I pledge my  head to clearer thinking, my  heart to greater loyalty, my  hands to larger service, and my  health to better living, for my club, my community, my country and my world.

**In Wisconsin 4-H we value:**

<b>Being Yourself</b> 	<b>Find and share your authentic sparks and interests;</b>	<b>Belonging Together</b> 	<b>Recognize, understand, respect, and appreciate each other;</b>
<b>Building Connections</b> 	<b>Grow positive relationships with peers and adults;</b>	<b>Discovering Skills</b> 	<b>Develop skills through hands-on learning to help you succeed and thrive;</b>
<b>Exploring New Opportunities</b> 	<b>Open the door to new experiences, projects and places;</b>	<b>Giving Back to Your Community</b> 	<b>Make meaningful contributions through community service and leadership.</b>

## **Lincoln County 4-H Groups**

Lincoln County 4-H groups consist of members from any club who share an interest. The groups hold special meetings, run specific events and provide additional support and information for 4-H members.

### **4-H Ambassadors**

4-H Ambassadors are 4-H members who take a leadership role in helping 4-H members and in promoting Lincoln County 4-H programs and activities to local residents and community groups! Ambassadors can help run and emcee 4-H activities, assist at the fair, teach at Project Discovery Day, do radio and 4-H promotion or attend leadership seminars.

### **Clothing Project Group**

The Clothing Project Group offers opportunities for all clothing project members to develop their skills as they work on various clothing projects.

### **Jr. Dairy Project Group**

The Dairy Project committee provides learning experiences while having fun and promotes dairy for Lincoln County 4-H Dairy project members and other Jr. Dairy Exhibitors. The committee focuses on the young person and the skills they are gaining from their project experience, not on the animals themselves. A committee of youth along with adult advisor (s) serve as the planning and coordinating group for county-wide dairy project activities, events, and the Jr. Dairy Show at the county fair.

### **Dog Project Group**

The Lincoln County 4-H Dog Project Committee offers an educational dog training series for Lincoln County 4-H Dog project members. Training usually include obedience, showmanship, agility and rally obedience. This group serves as the planning and coordinating group for county-wide 4-H Dog project activities, events, and the Dog Show at the county fair.

### **Food Preservation Group**

The Food Preservation group is designed for youth who want to learn how to preserve food. Sessions are offered throughout the year as various produce are ready for harvest.

### **Horse Project Group**

The Lincoln County 4-H Horse project as a group provides their expertise, leadership and support for youth and adult volunteer leaders enrolled in the 4-H Horse project. This group serves as the planning and coordinating group for county-wide 4-H Horse project activities, events, and the Horse Show at the county fair.

### **Robotics Group**

During Robotics group meetings, youth have the opportunity to build and test Lego Robots as they learn about this exciting field. Adult leaders are encouraged and welcome to attend.

### **Sewing/Clothing Group**

During the Sewing/Clothing Group meetings, youth learn about different sewing techniques and are able to practice what they learn with the provided sewing machines.

### **Small Animal Market Sale Group**

4-H and FFA member that have an interest in rabbit and poultry can become a part of this program. In this group, youth will have an opportunity to sell quality animals; learn how to do quality work in selecting, feeding, raising and showing their project; and learn about running a small business.



**If you are interested in any of these County Wide groups, please contact Becky at the extension office: [715-539-1074](tel:715-539-1074) or [rebecca.kludy@wisc.edu](mailto:rebecca.kludy@wisc.edu)**

## Lincoln County 4-H Clubs

There are currently eleven 4-H clubs and one 4-H SPIN club in Lincoln County. Please feel free to visit any club — or all of them — before choosing which one will be the best fit.

For the most current list of clubs, meeting times and ways to contact the leaders, please visit [bit.ly/LC4HClubs](http://bit.ly/LC4HClubs) or call 715-539-1072.

Club	Leaders	Meeting Day and Location
<b>4-H Explorers</b>	<i>Lori Lashua Austin Harris</i>	TBD Tomahawk
<b>Barnes Creek Buccaneers</b>	<i>Jeanne and Randy Schmidt</i>	3 <sup>rd</sup> Tuesday/Month County Service Center, Merrill
<b>Barnyard Friends</b>	<i>Jennifer Porath Janessa Weisman</i>	TBD
<b>Corning All Stars</b>	<i>Lynn Dreiksoen</i>	4 <sup>th</sup> Monday/Month Town of Corning
<b>Corning Yankees</b>	<i>Kate Shimel Lisa Burger Pam Hanson</i>	1 <sup>st</sup> or 2 <sup>nd</sup> Sunday/Month Town of Scott
<b>Hamburg Hawks</b>	<i>Colleen Schult</i>	3 <sup>rd</sup> Monday/Month Hamburg Municipal Center
<b>Hi-Lo's</b>	<i>Caroline Lemke Carolyn Van Asten</i>	1 <sup>st</sup> Monday at 6:30 pm Tomahawk
<b>Merrill Busy Bees</b>	<i>Sue Kunkel Jane Schulz</i>	1 <sup>st</sup> Monday at 6:15pm Our Saveiors Church, Merrilli
<b>Pesobic Pathfinders</b>	<i>Ann Jaroski</i>	Meeting times and places vary, please contact Ann for current information
<b>Pine River Pioneer/ Sunrise</b>	<i>Stephanie Schepp Holly Hartwig</i>	2 <sup>nd</sup> Tuesday/Month St. Paul's Church, Hwy P, Merrill
<b>Prairie River Eagles</b>	<i>Mary Sosnovske</i>	2 <sup>nd</sup> Sunday at 3 pm Town of Russell Municipal Building



What is the best way to learn more about the projects?**Get the project resources!**

4-H has lots of educational resources for 4-H'ers working on individual projects, as well as clubs working on group projects and educational activities. Most items listed are curriculum books that are designed to give the 4-H'ers everything they need to learn about the project they have chosen.



**Lincoln County 4-H  
Leaders Association, Inc.**

**801 N. Sales Street, Suite 101  
Merrill, WI 54452  
(715) 539-1072**

**Resource Order**

Customer	Club		
Name			
Address			
City	State	ZIP	
<input type="checkbox"/> Please email me the invoice at _____			

DATE: _____
-------------

Qty	Description	Project	Listed Price	<p><b>Note:</b></p> <p>The Lincoln County Leaders Association is currently paying 50% of the cost of resources.</p> <p>To place an order, fill out this form and mail it to the above address or email it to <a href="mailto:rebecca.kludy@wisc.edu">rebecca.kludy@wisc.edu</a></p> <p>Once we receive your order, we will invoice you with the total amount of the order with the discount from the Leaders Association.</p> <p><b>Invoices must be paid before delivery.</b></p>

If you would like a printed copy of a pdf resource, please put it on the list.  
 Printing costs are -- Greyscale: \$0.04/page, Color: \$0.08/page

**Please place your order by November 30. Orders placed after November 30 may be delayed or have higher shipping costs.**



4-HERS ARE  
MORE THAN

2X

MORE LIKELY  
TO ACTIVELY  
CONTRIBUTE  
TO THEIR  
COMMUNITY

MORE LIKELY TO  
GRADUATE COLLEGE



4-HERS ARE NEARLY

4-H CLUB MEMBERS RANGE  
IN AGE  
FROM

5-18

© 2013 University  
of Illinois Extension



4-H  
STANDS  
FOR

HEAD  
HEART  
HANDS  
HEALTH

4-HERS  
ARE NEARLY

3X



THERE ARE

7

MILLION

4-H CLUB MEMBERS  
IN THE UNITED STATES

MORE LIKELY TO BE  
PHYSICALLY ACTIVE  
THAN NON 4-H MEMBERS

4-H PROGRAMS  
OPERATE THROUGHOUT  
MORE THAN



100 COUNTRIES

4-HERS ARE NEARLY

2X

MORE LIKELY

TO PURSUE A CAREER  
IN SCIENCE

ENGINEERING  
OR COMPUTER TECHNOLOGY