

2018-19 Lincoln County 4-H Enrollment & Project Guide

TABLE OF CONTENTS



Welcome to 4-H!

Wisconsin 4-H Youth Development helps young people develop the skills they need to meet the demands of a complex and ever-changing world. 4-H evolved from a rich history of clubs that connected rural families to research-based advancements in farming technology from the University of Wisconsin-Extension. Today's 4-H boasts strong science, leadership, healthy living and arts programs that help Wisconsin youth build a healthier and more prosperous future. 4-H Youth Development programs are open to all youth (5-year old Kindergarten through one year beyond high school graduation and not to extend beyond the age of 19 as of Dec. 31st of the enrollment year) regardless of where you live.

More than 350,000 Wisconsin youth participate in 4-H and other UW-Extension programs through urban, suburban and rural community clubs; special educational opportunities at school; after-school programs; or at neighborhood or youth centers. And more than 17,200 adult volunteers and 1,800 youth volunteers help deliver 4-H programming across the state.

Today in Lincoln, there are twelve active community 4-H clubs and six after school clubs involving over 400 youth and nearly 200 adult volunteer leaders. 4-H members are able to choose from over 80 projects ranging from youth leadership, to robotics, to woodworking, and the arts. Additional youth are reached through special interest programs including camps, project days, and summer programs.

Since 1914, Wisconsin 4-H Youth Development has prepared young people for cutting-edge careers. Whether through the corn and canning clubs of yesterday or the STEM, communications and leadership activities of today, Wisconsin 4-H imparts leadership and life skills that are critical for future success. A national study shows that youth involved in 4-H Youth Development excel beyond their peers in academic achievement, healthy living and civic engagement.

If you are interested in learning more about how you can get involved in Lincoln County 4-H or have questions, please contact us. Wisconsin 4-H Youth Development is a program of the University of Wisconsin-Extension, Cooperative Extension in partnership with local, state and federal government in each Wisconsin county.

2018-19 4-H Enrollment will start
September 10th!

Contact Us:

Located: Lincoln County Service Center at 801 N. Sales Street, Suite 101, Merrill, WI 54452
Phone: 715-539-1072
Website: <http://lincoln.uwex.edu>
Debbie Moellendorf, 4-H Youth Development Educator – deborah.moellendorf@ces.uwex.edu
Cherie Hafeman, Program Assistant – chafeman@co.lincoln.wi.us



Purpose Statement to which we commit...

We teach, learn, lead and serve, connecting people with the University of Wisconsin, and engaging with them in transforming lives and communities.

University of Wisconsin, U.S. Department of Agriculture and Wisconsin counties cooperating. UW-Extension provides equal opportunities in employment and programming including Title IX and ADA.

Enrollment Information, pg. 2	Food Preservation, pg. 13
Enrolling in 4HOnline as a Family, pg. 3-6	Cake Decorating
Youth Leadership, pg. 7	Candy Making
Ambassadors	Food Preservation
Youth Leadership	Foods & Nutrition, pg. 14
Younger Members, pg. 7	Clothing and Textiles, pg. 14
Afterschool Projects	Clothing
Cloverbuds	Crocheting
Service Learning & Citizenship, pg. 7	Knitting
Citizenship	Mechanical Sciences, pg. 14-15
Service Learning	Bicycles
Self-Determined, pg. 7	Computers
Animal Sciences, pg. 7-11	Electricity
Adventures in Dairyland	Scale Models
Beef	Small Engines
Cats	Tractors
Dairy	Woodworking
Dogs	Natural Resources & Environmental Education, pg. 15-17
Exotic Animals	Adventures
Goats (Dairy, Meat)	Backpacking & Hiking
Horses (All)	Bicycling
Horseless Horse	Canoeing
Pets	Entomology (Insects / Butterfly)
Poultry (includes Domestic Waterfowl)	Exploring Your Environment
Rabbits	Fishing
Sheep	Forestry
Swine	Maple Syrup
Veterinary Science	Recycling
Communication Arts, pg. 11	Water
Communications	Wildflowers
Creative Writing	Winter Travel
Speaking	Shooting Sports, pg. 17
Performing Arts, pg. 11	Air Pistol
Clowning	Air Rifle
Dance	Archery
Music	Hunting
Theatre Arts	Muzzleloading
Visual Arts, pg. 11-12	Pistol (smallbore .22)
Arts & Crafts	Rifle
Basketry	Shotgun
Block Printing	Plant & Soil Sciences, pg. 17-18
Drawing & Painting	Corn
Folk Arts	Crops
Jewelry Making	Flowers
Latino Cultural Arts	Forage
Leathercraft	Fruits
Metal Enameling	Home Grounds
Photography	House Plants
Posters	Plant Crafts
Videography	Small Grains
Family, Home & Health, pg. 12-13	Vegetables
Child Development	STEM (Science, Technology, Engineering & Math), pg. 19
Health	Aerospace
Home Environment	Geospatial
Intergenerational Programs	Robotics
Consumer Education, pg. 13	STEM Exploring
Consumer Savvy	Wind Energy
Entrepreneurship	International Programs, pg. 19
Personal Finance	Essential Elements, pg 20
Workforce Readiness	Lincoln County 4-H Groups and Activities, pg 20



Enrollment Information

Youth Membership

Re-enrollment:

All current 4-H members need to re-enroll using the 4HOnline enrollment program at <http://wi.4honline.com>. Refer to the “Re-enroll Members/Leaders” instructions on page 3 for specific steps to complete your re-enrollment.

New Enrollment:

We recommend visiting the club you are interested in joining, watching how the club works and meeting the leaders and members of that club. A list of current Lincoln County 4-H Clubs is available through the UW Extension office or on the Lincoln County 4-H website at <http://lincoln.uwex.edu>, click on 4-H Youth Development, then 4-H Community Club Program, and then 4-H Clubs in Lincoln County. Refer to “Enrolling in 4HOnline as a New Family” instructions that begin on page 3 for specific steps to complete your enrollment.

No internet access...

For individuals without internet access, paper forms will be available by request or you can re-enroll or enroll as a new member by visiting the UW-Extension office located in the Lincoln County Service Center on the lower level (801 N. Sales Street in Merrill) to enroll with 4HOnline during office hours (8 a.m. to 4:30 p.m.). Contact the office at 715-539-1072 with any questions or help that you need.

Youth Enrollment Deadlines

Enrollment must be entered in 4honline by the date listed to be considered on time.

November 1st

Deadline for re-enrollments to join 4-H and still be able to exhibit at the county fair in Junior Division as a 4-H member. **If you miss this re-enrollment deadline, you will not be able to exhibit at the county fair in the Junior Division as a 4-H member.** If a youth has been absent/inactive as a 4-H member for more than 12 months, they would be considered a new member upon joining 4-H again. *(Policy change adopted June 25, 2008 by 4-H Board of Directors).*

March 1st

Deadline for new members to join 4-H and still be able to exhibit at the county fair in the Junior Division.

After March 1st

May still join 4-H, but will not be allowed to exhibit at the county fair in the Junior Division. Youth enrolling after March 1st may participate in all other 4-H programs and activities as a member.

May 1st

Last date to change (add or drop) a project. Youth must be enrolled in the project by this date to exhibit in that project area at the county fair in Jr. Division.

June 15th or July 15th (depending on Fair dates)

Fair entry deadline, no one may switch enrollment status once fair entries are submitted. Fair entry process and books are available on the Lincoln County Fair website at <http://www.lincolncofair.com>. **(NOTE:** In order to exhibit items at the Lincoln County Fair as a 4-H Member, you must be enrolled by the above date in 4-H through 4-H Online and you must also enter your exhibits through the **SEPARATE** Lincoln County Fair Association’s entry process by June 15th or July 15 (depending on Fair dates).

No enrollment forms will be accepted in the UW-Extension Office without **CLUB LEADER APPROVAL**.

Adult Volunteer Leaders

Re-enrollment:

All current 4-H leaders need to re-enroll using the 4HOnline enrollment program at <http://wi.4honline.com>. Refer to the “Re-enroll Members/Leaders” instructions on page 3 for specific steps to complete your re-enrollment.

New Enrollment:

If you are interested in volunteering to be a part of 4-H, you should enroll through the 4HOnline system. Once your enrollment is received, you will be sent information to complete the Youth Protection Process. Completion of this process is required to become a 4-H adult volunteer leader. This process includes: completing a background records check for convictions related to child safety; participating in a volunteer in preparation training and an online mandated reporter training; and annually signing a volunteer behavior guideline. Volunteer leaders do not have to belong to a specific 4-H Club, but can become Resource leaders and help offer 4-H programs at the county level. Refer to “Enrolling in 4HOnline as a New Family” instructions that begin on page 3 for specific steps to complete your enrollment.

No internet access...

For individuals without internet access, paper forms will be available by request or you can re-enroll or enroll as a new leader by visiting the UW-Extension office located in the Lincoln County Service Center on the lower level (801 N. Sales Street in Merrill) to enroll with 4HOnline during office hours (8 a.m. to 4:30 p.m.). Contact the office at 715-539-1072 with any questions or help you need.

Adult Volunteer Enrollment Deadlines

Enrollment must be entered in 4honline by the date listed to be considered on time.

November 1st

Re-enrollments entered in 4honline.

May 1st

Deadline for all new leaders to complete Youth Protection Process. After May 1st, any adult who has not completed this process will lose their status as a 4-H volunteer and will no longer be considered an enrolled 4-H leader in Lincoln County.

We strongly encourage leaders to get their enrollments entered as soon as possible, so they don't get missed on our mailing lists and can get their project materials early.

Leadership and Service

Volunteers are critical partners to the overall success of 4-H and making a difference in the lives of young people. 4-H relies on caring, active adults to provide hands-on guidance and mentoring to build confidence, leadership and a sense of responsibility in young people who participate in 4-H. As partners with UW-Extension 4-H Youth Development, the volunteer/organization relationship is mutually beneficial. On the one hand, the volunteer experience provides the individual volunteer with an opportunity to help others through a formalized role and to experience personal growth and development. At the same time, UW-Extension 4-H Youth Development benefits from and relies upon a corps of trained volunteers to help in carrying out our mission. There are a wide variety of opportunities for adults to volunteer including leading youth in a specific project area, serving as a chaperone at summer camp, teaching a session at project discovery days, serving on a county project committee or the 4-H Board of Directors, or providing supervision at the Dairyland Stand during the County Fair. With a variety of flexible options, adults can decide on their level of involvement, based on their skills and time available.

Re-Enroll Members/Leaders

OVERVIEW

This document explains the process of a family re-enrolling members and leaders in 4HOnline.



GETTING STARTED

To get started with the re-enrollment process, log into 4HOnline (<http://wi.4honline.com>) with your family email and password.
(Note - If you have forgotten your password, click on the “I forgot my password” button, enter your email address and click on the “Send My Password” button. A new password will be sent to your email that you can use to access your family profile. You will have the option to change your password once you access your family profile. The UW-Extension office does not have access to your family’s password so this is the only way to obtain a password to access your family profile.)

On the family home screen, click on the orange button labeled **Continue to Family**.

On your Member/Volunteer list, find the family member you wish to re-enroll and click on Edit next to their name.

RE-ENROLL

At the bottom of the next screen, click on the button for **Enroll for 2018-2019**. If the youth is over 17 years old, a box will appear asking if you wish to enroll as a youth or an adult. If the youth is graduating from 4-H and wants to continue as an adult leader, then choose **Enroll As Adult**, otherwise select **Enroll as Youth**.

You will now see the Personal Information that you entered when you first enrolled. Look over the information and make any corrections. *(The system will increase age, grade and year in 4-H automatically by one.)* If the youth was in 12th grade last year, you must select the grade for this year, either **Post High School Education** or **Not in School**. When you are done, click on **Continue**.

Next is the Additional Information screen where you will need to accept the agreements and answer the Photo Release and Accommodations questions. Click **Continue** when done.

The Health Form for members is optional at enrollment, but you could be asked to complete it in the future if you attend any events that require one. Click **Continue** when done.

If you are an adult volunteer and see the Volunteer Screening page, then it has been 4 years since the last time a background check has been completed. You need to check over the answers to the questions and correct as needed. This page will only appear every 4 years. Click **Continue** when done.

On the Participation -> Club screen, confirm the correct club is listed. If you serve in a volunteer role (but not as a project leader) click on **Edit** and select the volunteer type. Click on **Update** to save the change. Click on **Continue** when done.

On the Participation -> Projects screen, confirm all the projects you are enrolled in are listed. Add any missing projects. If you are dropping a project, click on **Edit** for that project and then click on **Delete**. *(The system will increase year in project by one.)* After making sure all your projects are listed correctly, click on **Submit Enrollment**.

Enrolling in 4HOnline as a NEW family

Family profile and member information should be entered by a parent/guardian unless the member enrolling is 18 years or older.

Your [county Extension office](#) staff can help you find a club, get the forms you need, and begin the enrollment process in 4HOnline.

To enroll in Wisconsin 4HOnline, you need a computer, internet access, a valid e-mail address and a web browser.

Go to <http://wi.4honline.com> (notice there’s no “www” in that address). After carefully reading the instructions at the top of the page, you are ready to begin entering your family information.



☐ I have a profile

☒ I need to setup a profile

☐ I forgot my password

Are you in a Military 4-H Club: ☐

County:

Select your county ...

Email:

Confirm Email:

Last Name:

Password: Min. of 8 characters, at least 1 non-alpha

Confirm Password:

Role:

Family

Create Login

- Note:** To move between boxes, you need to use your mouse or the TAB key. Don’t press the ENTER key or click on the BACK ARROW – you will lose any information that you have entered. Information on each page is saved when you click on the “Continue” button.
- Click “I need to set up a profile”. A drop down menu will appear. Select the county you want to join, then type in your **valid** family e-mail address.
The E-mail address entered will be the account login for the entire family. It must be valid In order for you to have access to your enrollment information.
 - Confirm your e-mail address
 - Type in your parent/guardian/household’s last name. (This will be the name that appears on mailing labels—“The Johnson Family” for example.)
 - Create your password – must include letters and numbers/symbols with a minimum of 8 characters.
 - Click on “Create Login”

Family Information Page

- 1. Fill in all your personal information correctly and completely to create your family profile. Make sure that you choose your correspondence preference for either “Mail” or “Email”.
- 2. Do not check the “Update member records with the same address” box at this time.
- 3. Click on the “Continue” button at the bottom of the page.

Note: The Password Management section is only used when you want to set a new password. You do not need to enter anything there at this time.

Member List Page

- 1. You are now at the “Member List” page. In the drop down box under “Add a New Family Member”, select “youth” or “adult” depending on if you want to enter a youth member or adult leader and click on “Add Member”.

Smith Family [Edit Family](#)
123 Washington Ave.
Madison, WI 53715
sally.smith@nomail.com
Support Staff County [\[contact info\]](#)

Add A New Family Member
select a member type...
select a member type...
Adult
Youth

Note: The event registration section on this page is not available for use at this time.

YOU CAN NOT REGISTER FOR AN EVENT UNTIL YOUR ENROLLMENT HAS BEEN ACCEPTED AND YOUR STATUS IS SET TO ACTIVE
If your enrollment status is 'Inactive' or 'Incomplete', click the 'Edit' button to review and submit your record for approval

Member/Volunteer List

Name	Role	Membership ID	Enrollment Status	Last Active Year	Edit
------	------	---------------	-------------------	------------------	------

Register A Member In An Event - Only Members with an 'Active' Enrollment Status May Register
Member: select a member...
Event:

Youth Personal Information Page

Fill in all information for this member correctly and completely.

- 1. If he/she has a different e-mail address than the family one entered at login, enter it in the top box.
- 2. Enter his/her legal name.
- 3. For the “Years in 4-H”, enter “1” if this is the first year. Otherwise, enter the number that reflects your experience. For example, if this is the beginning of your fifth year in 4-H, enter 5.
- 4. If there are parents/guardians that live in a different residence, enter their mailing information under Secondary Household.
- 5. Is the member a youth leader, junior leader volunteer? Select “yes” or “no”.
- 6. Ethnicity – If you consider your child to be a part of the Hispanic culture, mark “yes”. Then check one or more of the boxes pertaining to race.
- 7. Choose your residence.
- 8. Complete the Military Service of Family section only if it applies.
- 9. School Information – choose your county from the drop down menu first, then select your child’s school. If your school is not listed, click on “If you are unable to locate your school...” and enter the school name and type.
- 10. Select your child’s current grade in school.
- 11. Click on the “continue” button at the bottom.

Note: Bolded items are required to continue to the next screen. Missed items will be highlighted in pink to help you identify any missing information.

Family Information

Profile Information

Email sally.smith@nomail.com joe@gmail.com

Last Name Smith

Mailing Address 123 Washington Ave.

City Madison

State Wisconsin

Zip Code 53715 12345

Primary Phone 608-555-2222 555-555-1234

Correspondence Preference Email

4-H County Z-test

Update member records with the same address

Password Management

Current Password:

New Password:

Confirm New Password:

Update Password

Continue >>

Youth Personal Information

Please note:

Information on this page should be as specific to the individual as possible and where applicable (including email address and cell phone number). Otherwise, the parent's information is requested.

For assistance with 4HOnline or the enrollment process, please contact your local extension staff. [www.uwex.edu/ces/cty](#)

Profile Information

Email sally.smith@nomail.com joe@gmail.com

First Name

Middle Name

Last Name Smith

Preferred Name

Mailing Address 123 Washington Ave.

City Madison

State Wisconsin

Zip Code 53715 12345

Birth Date mm/dd/yyyy

Gender Female

Primary Phone 555-555-1234

Correspondence Preference Mail

Cell Phone 555-555-1234

I wish to receive notices via text message @ Select your provider ...

Years in 4-H 1 #

Parent 1 First Name

Parent 1 Last Name

Trusted sites | Protec

Additional Information Page

Please read each statement on this page carefully. Completion of each of the agreements is required for participation in the program. It is important to understand that checking the boxes to agree is considered your e-signature and it has the same legal force and effect as your hand-written signature. Questions pertaining to the agreements below can be addressed by contacting your county 4-H Youth Development Educator. A link to their contact information can be found at www.uwex.edu/ces/cty.

Complete the five following authorizations:

- Assumption of Risks
- Hold Harmless, Indemnity and Release
- Consent for Emergency Treatment
- Code of Conduct
- Photo Release

After completing each of the five authorizations, click on the “continue” button.

Note: The “continue” button will take you to an optional health form. It is not required at the time you are enrolling, but will be required to participate in certain events and activities. After you have completed the form once, the information will be retained. You can return to 4HOnline to update information that may have changed since the last time it was completed. Scroll down and click on the “continue” button if you do not want to fill it out at this time.

This is the Clubs/Projects/Groups page, where you will select a 4-H club and projects for the current 4-H year.

On the Clubs tab:

1. Select the correct club from the drop down menu and click on it.
2. Be sure to click “Add Club”.
3. Click the “Continue” button.



Additional Information

I UNDERSTAND THAT I AM BEING ASKED TO READ EACH OF THE FOLLOWING PARAGRAPHS CAREFULLY. I UNDERSTAND THAT IF I WISH TO DISCUSS ANY OF THE TERMS CONTAINED IN THIS AGREEMENT, I MAY CONTACT MY ENROLLED COUNTY'S 4-H YOUTH DEVELOPMENT EDUCATOR OF THE UW-EXTENSION. CONTACT INFORMATION CAN BE FOUND ONLINE AT www.uwex.edu/ces/cty.

IF YOUR SON, DAUGHTER OR WARD WILL BE UNDER 18 WHILE PARTICIPATING IN THE ENROLLED COUNTY 4-H YOUTH DEVELOPMENT PROGRAM AT THE UNIVERSITY OF WISCONSIN-EXTENSION IT IS OUR POLICY TO REQUEST YOUR AGREEMENT TO THE ABOVE TERMS, ON BEHALF OF YOUR MINOR SON, DAUGHTER OR WARD. I UNDERSTAND THAT MY E-SIGNATURE SHALL HAVE THE SAME LEGAL FORCE AND EFFECT AS MY HAND-WRITTEN SIGNATURE ON EACH AGREEMENT BELOW.

THE COUNTY I SELECTED WHILE SETTING UP MY PROFILE IS MY ENROLLED COUNTY.

For assistance with 4HOnline or the enrollment process, please contact your local extension staff: www.uwex.edu/ces/cty

1. Assumption of Risks

I understand that not all risks can be foreseen and there are some risks which are unpredictable. I understand there are certain inherent risks that cannot be eliminated regardless of the care taken to avoid injuries. I am aware of the risks of participation, which include, but are not limited to, the possibility of physical injury, fatigue, bruises, contusions, broken bones, concussion, paralysis, and even death. I understand that the county and university have advised me to seek the advice of my physician before participating in my enrolled county's 4-H Youth Development program. I understand that I have been advised to have health and accident insurance in effect and that no such coverage is provided for me by my enrolled county's UW Extension, 4-H leaders association, or the Board of Regents of the University of Wisconsin System. I know, understand, and appreciate the risks that are inherent in the above-listed programs and activities. I hereby assert that my participation is voluntary and that I knowingly assume all such risks.

I have read, understand, and agree to the above. ☐

REQUIRED

2. Hold Harmless, Indemnity and Release

In consideration of my participation in these activities, I, for myself, spouse, heirs, personal representatives, estate or assigns, agree to defend, hold harmless, indemnify and release, my enrolled county's UW Extension, 4-H leaders association, the Board of Regents of the University of Wisconsin System and their officers, employees, agents and volunteers who are involved, from and against any and all claims, demands, actions, or causes of action of any sort on account of damage to personal property, or personal injury, or death which may result from my participation in the above-listed program. This release includes claims based on the negligence of my enrolled county's UW Extension, 4-H leaders association, the Board of Regents of the University of Wisconsin System and their officers, employees, agents and volunteers, but expressly does not include claims based on their intentional misconduct or gross negligence. I understand that by agreeing to this clause I am releasing claims and giving up substantial rights, including my right to sue.

Clubs Projects Groups

IMPORTANT!! - please read this BEFORE deleting a Club:

When deleting a club, all Project enrollments associated with that Club will also be deleted. If you are unsure of how this will affect you, click on the "Projects" tab and take note of your Projects and which Club they are associated with. If you desire, for example, to switch Clubs, it would be advisable to first add the new Club, then add the desired Projects using the existing enrollment as reference. Once all your desired Projects are in place with the new Club (you'll see your Projects listed twice in the Projects listing) then go and delete the original Club.

For assistance with 4HOnline or the enrollment process, please contact your local extension staff: www.uwex.edu/ces/cty

Select a minimum of 1 club(s) and a maximum of 8 club(s)

Add a Club

Select a Club:

Add Club

Club List

Primary	Club	Edit
<input checked="" type="radio"/>	Garfield Gaggles	Delete

<< Previous

Continue >>

Submit Enrollment

On the Projects tab:

- 1. Under “Select a Project” click on the drop down menu and select the first project for this youth. Information about each project is included in this guide to help you in making your project selections.
- 2. “Years in Project” – must have 1 for 1st year members. For returning members, enter the number that reflects your experience. For example, if this is the beginning of your second year in the project enter 2.
- 3. Click on “Add Project”.
- 4. For each additional project that you want to add, repeat the steps above.

After you have entered all your project(s), click on “**Submit Enrollment**” and you are done!

Entering Additional Youth or Adult Leaders in Your Family

If there is another youth (or an adult leader) in your family enrolling in 4-H, repeat this process for them. There is an option to “copy parent information from another youth record”. Using that option will shorten the process for entering additional youth.

Enrollment Approval

After your enrollment has been submitted, it is sent to your club leader and county UW-Extension office to be approved. If there are any problems with your enrollment, such as incorrect or missing information, you will get an e-mail asking you to complete the missing information and resubmit the enrollment. If there are no problems, you will receive an e-mail stating that your enrollment has been accepted. E-mails related to your enrollment will be sent to your family e-mail address. If you do not receive an e-mail from 4HOnline in your inbox, please check your junk mail folder.

Use 4HOnline Throughout the Year

Keep your login (family email address) and password handy so that you can log in to the program and update your records whenever you need to. You will have access to your online record throughout the year to update personal information, look up your family members’ enrollment in clubs, projects and leadership roles, read newsletters, receive announcements about 4-H activities and more.

Add a Project

Select a ClubGarfield Gaggledown arrow

Select a ProjectSelect a project ...down arrow

Years in Project1down arrow

Select Project Materialsdown arrow

Add Project

Project List

Club	Project	Years in Project	Edit
Project Materials			
Garfield Gaggledown arrow	Aerospace :1	1	Edit
Garfield Gaggledown arrow	Beef:1	1	Edit

<< Previous

Continue >>

Submit Enrollment

4-H Projects

A 4-H project is an area that you want to learn more about during the year. There are projects on just about any topic you would like to study and explore, from art to woodworking, from computers to rabbits, from clothing to small engines.

Don’t forget to check out the Wisconsin 4-H project website at: www.4h.uwex.edu and click on our program tab. Here you will find descriptions for statewide projects, internet resources and links of interest and other suggested 4-H resources.

And remember, you’ll learn more than “subject matter” as you complete your projects. You’ll learn many “life” skills that you’ll use every day of your life, such as, understanding yourself, communicating better, solving problems, making decisions, and working with others. Good luck in your project selections. Have a great 4-H year!

How to Select 4-H Projects

- ✓ Make a list of the things you like to do or want to learn more about.
- ✓ Talk over your list with your parents, leaders and friends. They may recognize some special things you are good at that you don’t even realize you do well.
- ✓ Compare your list with the projects described in this project guide list .
- ✓ Ask yourself if you have the equipment, money and time to do the projects that sound interesting.
- ✓ If you’ve had a lot of experience in an area, you may want to skip the first or beginning level of a project. Many projects also have grade recommendations. These are only recommendations.
- ✓ For your first year in 4-H, concentrate on doing only two or three projects well. Usually you can spend more than one year in a project unit because there are enough ideas there to span two or three years.

4-H Leaders...

If there are several units within a project and you’re a leader for only one, then choose that unit. For example, if you’re a Shooting Sports leader for just archery, choose Archery. You’ll need to make more than one entry if you’re a leader for more than one project unit. For example if you’re a Shooting Sports leader for archery and air pistol, choose both.



4-H PROJECT GUIDE

YOUTH LEADERSHIP

AMBASSADORS LDR

AMBASSADORS

YOUTH LEADERSHIP LDR

Resources: 07903, *Leadership Mentor Guide for Grades K-5*
07904, *Leadership Mentor Guide for Grades 6-12*
Webpage: <http://fyi.uwex.edu/wi4hprojects/community-involvement/youth-leadership/>

YOUTH LEADERSHIP 1

What you can do in this project:

- Assess your leadership skills
- Practice effective communication skills
- Set goals and resolve conflict
- Plan a group event

Resource: 07905, *My Leadership Workbook for Grades 3-5*

YOUTH LEADERSHIP 2

What you can do in this project:

- Explore how leaders are different
- Develop a multi-media presentation
- Set and achieve team goals
- Practice teamwork

Resource: 07906, *My Leadership Journal for Grades 6-8*

YOUTH LEADERSHIP 3

What you can do in this project:

- Build trust in a group
- Assess you own strengths and weaknesses
- Write vision and mission statements
- Contribute to a group project

Resource: 07907, *My Leadership Portfolio for Grades 9-12*

YOUTH LEADERSHIP YTH LDR



YOUNGER MEMBERS

AFTERSCHOOL PROJECTS LDR

AFTERSCHOOL PROJECTS

AFTERSCHOOL PROJECTS YTH LDR

CLOVERBUDS LDR

Resources: 05560, *4-H Discovery Program for 6-8 Yr. Olds*
Webpage: <http://fyi.uwex.edu/wi4hprojects/younger-members/cloverbuds/>

CLOVERBUDS 1 – First Year in Cloverbuds

What you can do in this project:

- Learn about your 4-H club or group
- Begin developing different skills, e.g., working with others
- Explore your community
- Discover areas of project interest

Grade: 5-year old Kindergarten-2
Resources: LC-CB1, First Year Cloverbud

CLOVERBUDS 2 – Second Year in Cloverbuds

What you can do in this project:

- Learn about 4-H activities and events
- Learn about working together as a club or team
- Share with others what you have learned

Grade: 5-year old Kindergarten – 2
Resource: LC –CB2, Second Year Cloverbud

CLOVERBUDS 3 –Third Year in Cloverbuds

What you can do in this project:

- Begin learning about specific 4-H project areas
- Learn to complete projects as an individual
- Share with others what you have learned

Grade: 5-year old Kindergarten - 2
Resource: LC-CB3, Third Year Cloverbud

CLOVERBUDS YTH LDR

SERVICE LEARNING & CITIZENSHIP

CITIZENSHIP LDR

Resource: 08154, *Citizenship Guide’s Handbook*
Webpage: <http://fyi.uwex.edu/wi4hccitizenship/>

CITIZENSHIP

What you can do in this project:

- Discover and discuss public issues
- Plan a project to change or improve your community

Resource: 08153, *Citizenship Adventure Kit*

CITIZENSHIP YTH LDR

Leadership and Service

Wisconsin 4-H is preparing the next generation of leaders through experiences in decision-making and citizenship activities. Youth in 4-H Youth Development Programs become actively involved and engaged in local groups, clubs and communities. 4-H Youth are 3.4 times more likely to contribute to their communities compared to youth in other out-of-school programs. 4-H Youth learn to address local issues and needs and participate actively in discussions and programs that benefit others.

(4-H Study of Positive Youth Development)



SERVICE LEARNING LDR

Resource: 08184, *Service Learning Helper’s Guide*
Webpage: <http://fyi.uwex.edu/wi4hccitizenship/>

SERVICE LEARNING 1

What you can do in this project:

- Learn to give back to your community
- Reflect on your experiences
- Identify community needs
- Plan a service project and execute the idea

Resource: 08182, *Agents of Change + CD*

SERVICE LEARNING 2

What you can do in this project:

- Plan and implement your own service project
- Share your project plan and outcome with others
- Conduct an evaluation of your project

Resource: 08183, *Raise Your Voice + CD*

SERVICE LEARNING YTH LDR

SELF-DETERMINED

SELF-DETERMINED LDR

Webpage: <http://fyi.uwex.edu/wi4hccitizenship/>

SELF-DETERMINED

What you can do in this project:

- Create your own project or expand on an old one
- Select a project, develop a plan, identify resources
- Carry out and evaluate your plan

Resource: 4H272, *Designing Your Own Project*

SELF-DETERMINED YTH LDR

ADVENTURES IN DAIRYLAND, LDR



ANIMAL SCIENCES

ADVENTURES IN DAIRYLAND

ADVENTURES IN DAIRYLAND YTH LDR

BEEF LDR

Resources: 08146, *Beef Helper’s Guide*
117R, *Beef Resource Handbook*
Webpage: <http://fyi.uwex.edu/wi4haganimalscience/>

BEEF 1

What you can do in this project:

- Identify various beef breeds
- Identify parts of a beef animal
- Halter-break and show a calf
- Fit and judge beef cattle
- Recognize and raise a healthy animal

Resources: 08143, *Bite Into Beef*
4H450, *Judging Breeding & Market Cattle*



BEEF 2

What you can do in this project:

- Present oral reasons during judging
- Learn about feed ingredients, behavior and parasites
- Study how to do nose-print identification
- Learn beef carcass composition and retail meat cuts

Resources: 08144, *Here’s the Beef*

BEEF 3

What you can do in this project:

- Explore selection and judging
- Learn about careers, health, reproduction, etc.
- Discover how to market your animal and by-products

Resources: 08145, *Leading the Charge*

BEEF YTH LDR

CATS LDR

Resource: 08151, *Cat Helper’s Guide*

Webpage: <http://fyi.uwex.edu/wi4haganimalscience/cats/>

CATS 1

What you can do in this project:

- Select a cat
- Identify cat breeds
- Name the parts of a cat
- Handle and groom a cat
- Care for its health
- Create a budget



Resource: 08148, *Purr-fect Pals*

CATS 2

What you can do in this project:

- Learn about cat senses and sounds
- Explore tricks to teach a cat
- Traveling with a cat
- Learn about feeding and emergency care
- Detect signs of illness and health issues

Resource: 08149, *Climbing Up!*

CATS 3

What you can do in this project:

- Explore veterinary procedures
- Learn reproduction and cat body systems
- Learn showmanship and cat behavior
- Explore community laws and animal welfare

Resource: 08150, *Leaping Forward*

Community Connections

Young people involved in Wisconsin 4-H Youth Development develop competence, confidence, character and compassion for others at greater levels than their peers. Youth have better and more sustained connections with peers and adults and are more likely to be civically active, making more community and civic contribution than their peers.



DAIRY LDR

Resource: 08164, *Dairy Cattle Helper’s Guide*

Webpage: <http://fyi.uwex.edu/wi4haganimalscience/dairy/>

DAIRY 1

What you can do in this project:

- Identify dairy breeds
- Study and identify parts of the dairy cow
- Learn how to select quality dairy calves
- Fit and show a calf
- Identify stages of calving and care
- Assemble tools needed for packing a show box

Resources: 08161, *Cowabunga CANADA1, Showmanship...Leading to Win*

DAIRY 2

What you can do in this project:

- Learn about housing and hay quality
- Learn about milking and food safety
- Explore ways to keep an animal healthy
- Observe animal behavior

Resources: 08162, *Mooving Ahead CANADA2, Preparing to Lead NCR593, Learning About Dairy Resource Manual*

DAIRY 3

What you can do in this project:

- Practice mastitis detections
- Learn to balance rations
- Practice pregnancy detection and delivery of a calf
- Learn body-conditioning scoring
- Promote dairy products
- Explore various dairy industry careers

Resources: 08163, *Rising to the Top*

DAIRY YTH LDR

DAIRY GOAT LDR

Resource: 08355, *Dairy Goat Helper’s Guide*

Webpage: <http://fyi.uwex.edu/wi4haganimalscience/dairy-goats/>

DAIRY GOAT 1

What you can do in this project:

- Gain hands-on experiences in the goat project
- Select, manage, fit and show goats
- Learn responsible goat ownership

Resource: 08352, *Getting Your Goat*

DAIRY GOAT 2

What you can do in this project:

- Learn to keep your goat healthy
- Feed your goat for maximum production
- Prepare for kidding
- Develop judging skills
- Learn how to milk a goat properly

Resource: 08353, *Stepping Out*



DAIRY GOAT 3

What you can do in this project:

- Learn about genetics, diseases and breeding
- Study body-condition scoring and linear appraisal
- Understand bio-security and prevention measures
- Gain leadership and explore career opportunities

Resource: 08354, *Showing the Way*

DAIRY GOAT YTH LDR

DOGS LDR

Resources: 08169, *Dog Helper’s Guide 4H458, 4-H Dog Judging Guidelines*

Webpage: <http://fyi.uwex.edu/wi4haganimalscience/dog/>

DOGS 1

What you can do in this project:

- Learn basic skills for dog care and training
- Discover different dog breeds
- Study and identify dog body parts
- Learn how to keep a dog healthy and groomed

Resources: 08166, *Wiggles and Wags 4H369F, 4-H Dog Project Health Supplement 4H436, The Basics of Training Your Dog 4H458, 4-H Dog Judging Guidelines*

DOGS 2

What you can do in this project:

- Explore dog health and nutrition
- Discover genetic problems and population control
- Learn showmanship and training techniques
- Learn about show-ring ethics

Resources: 08167, *Canine Connection 4H439, Dog Obedience – Novice & Beyond*

DOGS 3

What you can do in this project:

- Investigate responsible breeding
- Care for geriatric dogs
- Train service dogs
- Explore careers related to dogs

Resources: 08168, *Leading the Pack 4H437, A Guide to Showmanship*

DOGS YTH LDR

EXOTIC ANIMALS LDR

EXOTIC ANIMALS

EXOTIC ANIMALS YTH LDR

HORSE/ HORSELESS HORSE LDR

Resources: 08058, *Horse Helper’s Guide*



Webpage: <http://fyi.uwex.edu/wi4haganimalscience/horse/>

HORSE 1

What you can do in this project:

- Learn horse behavior and terms
- Study breeds and identify body parts
- Saddle, groom and bridle your horse
- Practice horse safety and horse selection

Resources: 08053, *Giddy Up & Go CO200, Horses & Horsemanship CO201, Horse Science 4H180, Pleasure Riding*



HORSE 2

What you can do in this project:

- Practice horsemanship and judging
- Understand horse selection and training
- Learn about tack, feeding and diseases
- Practice showing a horse and trail riding

Resource: 08054, *Head, Heart & Hooves*

HORSE 3

What you can do in this project:

- Explore horse breeding, genetics and heredity
- Understand horse diseases and prevention
- Learn about fencing, pasturing and housing
- Explore horse-related careers

Resource: 08055, *Stable Relationships*

HORSE 4

What you can do in this project:

- Train a horse
- Practice a round-pen workout
- Learn English and Western style bridles
- Understand equitation and riding styles

Resource: 08056, *Riding the Range*

HORSE 5

What you can do in this project:

- Learn to set goals
- Compare costs of show clothing
- Present your horse in showmanship classes
- Rate your showmanship skills
- Practice proper show ethics

Resource: 08057, *Jumping to New Heights*

CLOTHES HORSE LDR

Resource: 4H360, *4-H Clothes Horse Activity Guide*

Webpage: <http://fyi.uwex.edu/wi4haganimalscience/horse/>

CLOTHES HORSE

What you can do in this project:

- Learn how to make riding apparel and equipment
- Develop sewing and creative skills
- Understand textile selection and care

Resources: 4H374, *Additional Patterns for Clothes Horse*
4H389, *Horse & Riding Attire*

CLOTHES HORSE YTH LDR

DRAFT HORSE

What you can do in this project:


- Explore different breeds and characteristics
- Learn conformation, selection and nutrition
- Practice harnessing and hitching

Resource: 4H181, *Draft Horse*

HORSELESS HORSE 1

What you can do in this project:

- You do *not* need a horse in this project
- Explore horse behavior, terms and breeds
- Identify body parts



- Learn grooming, saddling and bridling
- Learn about safety and equipment

Resource: 08053, *Giddy Up & Go*
4H266, *Horses are Fun- Horseless Horse*

HORSELESS HORSE 2

What you can do in this project:

- Learn about horsemanship
- Explore judging and oral reasons
- Learn selection, training and showing
- Practice trail riding skills

Resource: 08054, *Head, Heart & Hooves*

HORSELESS HORSE 3

What you can do in this project:

- Explore horse breeding, genetics and heredity
- Understand horse diseases and prevention
- Learn about fencing, pasturing and housing
- Explore horse-related careers

Resource: 08055, *Stable Relationships*

MINIATURE HORSE

MODEL HORSES LDR

MODEL HORSES

MODEL HORSES YTH LDR

HORSE/ HORSELESS HORSE YTH LDR

MEAT GOAT LDR

Resource: 07912, *Meat Goat Helper’s Guide*

Webpage: <http://fyi.uwex.edu/wi4haganimalscience/dairy-goats/>

MEAT GOAT 1

What you can do in this project:

- Identify meat goat breeds and parts
- Learn to select a good animal
- Feed and care for a meat goat
- Develop a budget for a meat goat project



Resource: 07909, *Just Browsing*

MEAT GOAT 2

What you can do in this project:

- Recognize meat goat diseases
- Select a veterinarian and purchase breeding stock
- Understand reproduction cycle and keep records
- Fit and show meat goats

Resource: 07910, *Get Growing with Meat Goats*

MEAT GOAT 3

What you can do in this project:

- Learn to control diseases
- Understand bio-security and quality assurance
- Formulate rations
- Evaluate goat pastures

Resource: 07911, *Meating the Future*

MEAT GOAT YTH LDR

PETS LDR

Resource: 06362, *Pet Helper’s Guide*

Webpage: <http://fyi.uwex.edu/wi4haganimalscience/pets>

PETS 1

What you can do in this project:

- Explore your favorite pet or select a pet
- Identify pet body parts
- Learn to provide a safe environment
- Design a space for your pet

Resource: 06359, *Pet Pals*



PETS 2

What you can do in this project:

- Explore animal digestion and feeding
- Shop for pet supplies
- Determine the animal’s sex and proper health
- Study pet behavior and communication

Resource: 06360, *Scurrying Ahead*

PETS 3

What you can do in this project:

- Explore pet products
- Teach others about pets
- Understand how genetics work
- Explore animal welfare issues

Resource: 06361, *Scaling the Heights*

PETS YTH LDR

POULTRY LDR

Resource: 06366, *Poultry Helper’s Guide*

Webpage: <http://fyi.uwex.edu/wi4haganimalscience/poultry/>

POULTRY 1

What you can do in this project:

- Identify poultry breeds
 - Learn parts of the bird
 - Learn parts and functions of the egg
 - Learn how to select and handle poultry
- Fit and show poultry

Resources: 06363, *Scratching the Surface*

POULTRY 2

What you can do in this project:

- Observe a healthy flock
- Select and judge broilers
- Discover how an egg is formed
- Prevent Poultry diseases
- Discover how chicks imprint

Resources: 06364, *Testing Your Wings*
4H281, *Poultry for Fun & Food*
A2880, *Chicken Breeds & Varieties*



POULTRY 3

What you can do in this project:

- Organize a judging clinic
- Manage a laying flock
- Discover qualities of eggs
- Handle poultry products safely
- Process a chicken

Resources: 06365, *Flocking Together*

POULTRY YTH LDR

POULTRY BANTAMS

What you can do in this project:

- Discover bantam breeds and breed characteristics
- Learn how to get started raising bantams
- Select and mate bantams
- Incubate and rear their young
- Learn to feed and house birds
- Fit and show bantams

Resources: NCR209, *Bantams*

POULTRY PIGEONS

What you can do in this project:

- Learn about buying, banding and feeding
- Understand about proper housing and behavior
- Learn about grooming and exhibiting

Resource: 4H135, *Pigeons*

POULTRY TURKEYS

What you can do in this project:

- Learn about buying poultry
- Prepare a brooding area
- Raise range turkeys
- Feed and water turkeys
- Identify diseases

Resources: NCR060, *Small Turkey Flock Management*

POULTRY WATERFOWL

What you can do in this project:

- Learn about waterfowl breeds and parts
- Handle waterfowl properly
- Select and prepare waterfowl for market
- Incubate and exhibit waterfowl

Resources: A3311, *Raising Waterfowl*

RABBITS LDR

Resource: 08083, *Rabbit Helper’s Guide*

Webpage: <http://fyi.uwex.edu/wi4haganimalscience/rabbits/>

RABBITS 1

What you can do in this project:

- Learn about selecting and handling rabbits
- Identify rabbit breeds and body parts
- Explore health issues and feeding

Resource: 08080, *What’s Hoppening?*
4H369I, *4-H Rabbit Project Health Supplement*



RABBITS 2

What you can do in this project:

- Learn to select show rabbits
- Give oral reasons and judge rabbits
- Learn to tattoo
- Detect diseases
- Keep records of animals

Resource: 08081, *Making Tracks*

RABBITS 3

What you can do in this project:

- Learn about breeding and genetics
- Design a rabbitry
- Market rabbits
- Learn about disease prevention and rabbit registration

Resource: 08082, *All Ears*

RABBITS YTH LDR

SHEEP LDR

Resources: 06370, *Sheep Helper’s Guide*
194R, *Sheep Resource Handbook*

Webpage: <http://fyi.uwex.edu/wi4hprojects/animal-sciences/sheep/>

SHEEP 1

What you can do in this project:

- Identify sheep breeds and body parts
- Observe sheep behavior
- Identify uses of wool and other by-products
- Fit and show sheep

Resources: 06367, *Lambs, Rams and You*
4H421, *Judging Breeding & Market Sheep*
4H369J, *4-H Sheep Project Health Supplement*

SHEEP 2

What you can do in this project:

- Learn to identify sheep parasites
- Promote meat safety
- Judge wool
- Diagnose sheep diseases
- Use medications safely
- Explore careers

Resources: 06368, *Shear Delight*


SHEEP 3

What you can do in this project:

- Set sheep production goals
- Plan sheep related activities
- Market sheep products and teach others
- Plan a judging contest
- Explore careers

Resources: 06369, *Leading the Flock*

SHEEP YTH LDR



SWINE LDR

Resources: 08068, *Swine Helper’s Guide*
134R, *Swine Resource Handbook*

Webpage: <http://fyi.uwex.edu/wi4haganimalscience/area-animal-science-days/swine>

SWINE 1

What you can do in this project:

- Identify swine breeds, feeds and animal parts
- Practice judging market hogs
- Identify pork meat cuts
- Practice fitting and showing a hog

Resources: 08065, *The Incredible Pig*
4H412, *Judging Breeding & Market Swine*
4H369K, *4-H Swine Project Health Supplement*

SWINE 2

What you can do in this project:

- Make a swine health care plan
- Identify diseases
- Assemble tack and pack a show box
- Plan and organize a facility expansion
- Complete a plan for a new pork product

Resources: 08066, *Putting the Oink in the Pig*

SWINE 3

What you can do in this project:

- Learn to make breeding and culling decisions
- Judge a class of breeding gilts
- Design a preventative herd health plan
- Manage a feeding program

Resources: 08067, *Going Whole Hog*

SWINE YTH LDR

VETERINARY SCIENCE LDR

Resources: 08051, *Veterinary Science Helper’s Guide*
4H323, *The Normal Animal - Leader’s Guide*

Webpage: <http://fyi.uwex.edu/wi4hprojects/animal-sciences/veterinary-science/>

VETERINARY SCIENCE 1

What you can do in this project:

- Learn different breeds of animals
- Interpret animal behavior
- Identify feed nutrients
- Describe animal life stages and systems

Resources: 08048, *From Airedales to Zebras*
4H334, *Adventure Notebook*
4H131, *The Normal Animal*
4H369, *4-H Veterinary Science Project Animal Health Supplements*

VETERINARY SCIENCE 2

What you can do in this project:

- Create health records for your animal
- Conduct food safety experiments
- Discover importance of immunity and bio-security
- Consider ethics and animal welfare

Resources: 08049, *All Systems Go*
4H048, *Animal Disease*



VETERINARY SCIENCE 3

What you can do in this project:

- Investigate the importance of genetics
- Understand diseases that spread from animals to humans
- Learn about diversity of veterinary careers

Resources: 08050, *On the Cutting Edge*
4H133, *Animal Health*



VETERINARY SCIENCE YTH LDR

COMMUNICATION ARTS

COMMUNICATIONS LDR

Resources: 08159, *Communications Helper’s Guide*
COMM04, *Voices From the Past*
COMM05, *It’s All in the Family*
COMM07, *Communication Activities for 4-H Clubs*

Webpage: <http://fyi.uwex.edu/wi4harts/>

COMMUNICATIONS 1

What you can do in this project:

- Engage in non-verbal, verbal and written activities
- Strengthen your personal communication skills
- Encrypt codes, write songs and give directions

Resource: 08156, *Picking Up the Pieces*

COMMUNICATIONS 2

What you can do in this project:

- Learn to become a confident communicator
- Present oral reasons, plan and present speeches
- Practice making good first impressions

Resource: 08157, *Putting It Together*

COMMUNICATIONS 3

What you can do in this project:

- Polish your communication skills
- Explore communication careers
- Write résumés and interview for a job

Resource: 08158, *The Perfect Fit*

COMMUNICATIONS YTH LDR

CREATIVE WRITING LDR

CREATIVE WRITING

What you can do in this project:

- Explore language and creative expression
- Stimulate your creativity and self-expression
- Enrich your joy of book reading

Resources: COMM01, *Creative Wordworking*
COMM03, *Crazy About Books Reading Circle*

CREATIVE WRITING YTH LDR



SPEAKING LDR

SPEAKING

What you can do in this project:

- Plan, practice and present an effective speech
- Gain confidence in public speaking
- Plan, practice and present an effective demonstration

Resources: COMM02, *4-H Public Speakers Handbook*
COMM06, *4-H Public Speaking Opportunities*

SPEAKING YTH LDR

PERFORMING ARTS

CLOWNING LDR

CLOWNING

What you can do in this project:

- Discover the history of clowning
- Develop your own character
- Design your own makeup, costume and props

Resource: 4H265, *Enter the Clowns*

CLOWNING YTH LDR

DANCE LDR

DANCE

DANCE YTH LDR

MUSIC LDR

Resource: 4H351, *Sing Along Songbook*

Webpage: <http://fyi.uwex.edu/wi4harts/>

MUSIC

What you can do in this project:

- Gain a greater appreciation for music
- Explore different ways to participate
- Listen, perform and compose various types of music
- Teach others and make instruments

Resource: 4H620MP, *Youth and 4-H Music Project Guide*

MUSIC YOUTH LDR

THEATRE ARTS LDR

Resource: 08073, *Theatre Arts Helper’s Guide*
Webpage: <http://fyi.uwex.edu/wi4hprojects/arts-communication/theatre-arts/>

THEATRE ARTS 1

What you can do in this project:

- Study acting, sound, movement, voice and speech
- Learn different ways to play a scene
- Try pantomime, clowning and improvisation

Resource: *Theatre Arts Book 1—Beginner*




THEATRE ARTS 2

What you can do in this project:

- Become a puppeteer
- Investigate the history of puppets
- Explore types of puppets and puppet characters
- Use puppets in community service work
- Plan and present a puppet show

Resource: 08071, *Become a Puppeteer!*
Theatre Arts Book 2—Intermediate



THEATRE ARTS 3

What you can do in this project:

- Study costumes, makeup, stage sets, props and sound
- Learn stage management
- Create sounds and disguises
- Make up your own character and bring it to life

Resource: 08072, *Set the Stage*
Theatre Arts Book 3—Advanced

THEATRE ARTS YTH LDR

VISUAL ARTS

ARTS & CRAFTS LDR

Resource: 07597, *Arts & Crafts – A Palette of Fun*
Webpage: <http://fyi.uwex.edu/wi4hprojects/arts-communication/arts-crafts/>

ART 1

What you can do in this project

- Learn art through cutting, pasting and drawing
- Explore sculpting and constructing with fibers
- Paint and print using different materials

Resources: 4H472, *Palette of Fun Member Sheet & Introduction*

ART 2

What you can do in this project:

- Explore art techniques, culture and history of art
- Learn artistic challenges in drawing, fiber arts and sculpting
- Develop graphic design techniques

Resources: 08140, *Advanced Visual Arts: Sketchbook Crossroads*
08141, *Advanced Visual Arts: Portfolio Pathways*

ARTS & CRAFTS YTH LDR

BASKETRY LDR

BASKETRY

BASKETRY YTH LDR

BLOCK PRINTING LDR

Resource: CIR008, *Block Printing Leader Guide*
Webpage: <http://fyi.uwex.edu/wi4hprojects/arts-communication/block-printing/>



BLOCK PRINTING

What you can do in this project:

- Design and cut blocks from different materials
- Print designs on cloth and paper
- Create your own original designs

Resource: 4H156, *Block Printing Member Guide*

BLOCK PRINTING YTH LDR

DRAWING & PAINTING LDR

Webpage: <http://fyi.uwex.edu/wi4hprojects/arts-communication/drawing-painting/>

DRAWING & PAINTING

What you can do in this project:

- Learn to draw with pencil, chalk, crayon, etc.
- Learn to blend and shade
- Make surface rubbings
- Paint with watercolor, oil and acrylics
- Mix colors
- Mat and frame your artwork

Resource: 4H169, *Drawing & Painting*

DRAWING & PAINTING YTH LDR

FOLK ARTS LDR

Resource: NCR534, *Folk Arts Leader Guide*

Webpage: <http://fyi.uwex.edu/wi4hprojects/arts-communication/folk-arts/>

FOLK ARTS

What you can do in this project:

- Explore traditional folk arts
- Learn more from your family and community
- Learn storytelling
- Decorate eggs and make baskets

FOLK ARTS YTH LDR

JEWELRY MAKING LDR

JEWELRY MAKING

JEWELRY MAKING YTH LDR

LATINO CULTURAL ARTS LDR

Resource: 08180, *QueRico! La Cultura Bilingual Helper's Guide*

LATINO CULTURAL ARTS

What you can do in this project:

- Understand the Latino culture by exploring traditional art
- Make Latino instruments, jewelry, weavings, murals, etc.
- Celebrate Latino holidays, sample foods and tell stories

Resource: <http://fyi.uwex.edu/wi4hprojects/arts-communication/latino-cultural-arts/>

LATINO CULTURAL ARTS YTH LDR

LEATHERCRAFT LDR

Resource: CIR006, *Adventures in Leathercraft Leaders Guide*

Webpage: <http://fyi.uwex.edu/wi4hprojects/arts-communication/leathercraft/>

LEATHERCRAFT

What you can do in this project:

- Learn about the characteristics and uses of leather
- Use tools and equipment

- Make patterns and original designs
- Explore various leathercraft techniques

Resource: 4H149, *Adventures in Leathercraft Members Guide*

LEATHERCRAFT YTH LDR

METAL ENAMELING LDR

Resource: CIR009, *Metal Enameling Leader Guide*

Webpage: <http://fyi.uwex.edu/wi4hprojects/arts-communication/metal-enameling/>

METAL ENAMELING

What you can do in this project:

- Try enameling earrings, pins and other jewelry
- Learn to attach fasteners
- Create original designs and patterns

Resource: 4H158, *Metal Enameling Members Guide*

METAL ENAMELING YTH LDR

PHOTOGRAPHY LDR

Webpage: <http://fyi.uwex.edu/wi4hprojects/arts-communication/photography/>

PHOTOGRAPHY 1

What you can do in this project:

- Explore the camera and learn to use it properly
- Learn the basics of lighting and composition
- Learn the use of different light sources
- Shoot photos that tell a story

Resource: PC1, *Focus on Photography*

PHOTOGRAPHY 2

What you can do in this project:

- Learn about camera adjustments
- Learn about film speed, shutter speed and aperture
- Take silhouettes, candid, action shots and others

Resource: PC2, *Controlling the Image*

PHOTOGRAPHY 3

What you can do in this project:

- Learn about wide-angle and telephoto lenses
- Explore the use of light meters and studio lighting
- Experiment with special effect photos
- Take still life photos and portraits

Resource: PC3, *Mastering Photography*

PHOTOGRAPHY YTH LDR

POSTERS LDR

POSTERS

Resource: 4H23, *Say It With Posters*

POSTERS YTH LDR

VIDEOGRAPHY

What you can do in this project:

- Learn storytelling, editing and lighting
- Experiment with camera handling and editing
- Learn to plan a project with the use of sound and titles
- Show and review your production

Resource: IS401, *Action! Making Videos & Movies*

FAMILY, HOME & HEALTH

CHILD DEVELOPMENT LDR

Resource: BU8078, *Growing All Together*

Webpage: <http://fyi.uwex.edu/wi4hprojects/family-home-health/child-development/>

CHILD DEVELOPMENT 1

What you can do in this project:

- Find out how you grow and develop
- Learn about the development of babies and toddlers
- Learn how to make toys safe for small children

Resource: 08075, *Growing On My Own*

CHILD DEVELOPMENT 2

What you can do in this project:

- Learn how to take care of yourself and others
- See what makes your family special
- Discover how to match toys to ages of children
- Develop family rules
- Check for safety hazards

Resource: 08076, *Growing With Others*

CHILD DEVELOPMENT 3

What you can do in this project:

- Explore how to be an effective parent
- Gain experience as a teacher or coach
- Make babysitting and first-aid kits
- Check out child development careers

Resource: 08077, *Growing in Communities*

CHILD DEVELOPMENT YTH LDR

HEALTH LDR

Webpage: <http://fyi.uwex.edu/wi4hprojects/family-home-health/health/>

HEALTH 1

What you can do in this project:

- Practice first-aid skills to treat basic injuries
- Learn how to respond to someone who is choking
- Assemble a first-aid kit

Resource: 08174, *First Aid in Action*

HEALTH 2

What you can do in this project:

- Identify your personal talent areas in health care
- Explore hygiene, nutrition and physical activities
- Share what you learn with others

Resource: 08175, *Staying Healthy*

HEALTH 3

What you can do in this project:

- Design your own fitness plan
- Track your plan and review your progress
- Interview individuals in the health and fitness fields

Resource: 08176, *Keeping Fit*

HEALTH YTH LDR

HOME ENVIRONMENT LDR

Webpage: <http://fyi.uwex.edu/wi4hprojects/family-home-health/health/>



HOME ENVIRONMENT 1

What you can do in this project:

- Learn about home care
- Learn to sand and finish a simple wood item
- Make small home decorative items for the home
- Explore the world of home interior design

Resource: 4H425, *Exploring Your Home*

HOME ENVIRONMENT 2

What you can do in this project:

- Become more involved with activities around the home
- Learn to handle home tasks and entertain guests
- Refinish wood furnishings and make other home items

Resource: 4H426, *Living With Others*

HOME ENVIRONMENT 3

What you can do in this project:

- Learn the principles of home design
- Learn scale, balance and proportion in home design
- Use the principles of design to arrange your home
- Create storage centers and restore furniture

Resource: 4H427, *Where I Live*

HOME ENVIRONMENT 4

What you can do in this project:

- Focus on the application of design fundamentals
- Learn about purchasing furnishings for the home
- Restore or make a heritage item

Resource: 4H465, *In My Home*

HOME ENVIRONMENT YTH LDR

INTERGENERATIONAL PROGRAMS LDR

Resource: NCR548, *Walk in My Shoes Leader Guide*
Webpage: <http://wi4hinternational.org/>

INTERGENERATIONAL PROGRAMS

What you can do in this project:

- Learn to understand older people better
- Let them share their stories and experiences
- Explore what happens as you grow older

Resource: NCR591, *Walk in My Shoes Member Guide*

INTERGENERATIONAL PROGRAMS YTH LDR

CONSUMER EDUCATION

CONSUMER SAVVY LDR

Resource: 08033, *Consumer Savvy Helper’s Guide*
Webpage: <http://fyi.uwex.edu/wi4hprojects/family-home-health/consumer-savvy/>



CONSUMER SAVVY 1

What you can do in this project:

- Learn your shopping style
- Use the yellow pages to find goods and services
- Know the difference between wants and needs
- Write a savings and spending plan
- Start a savings account

Resource: 08030, *The Consumer in Me*

CONSUMER SAVVY 2

What you can do in this project:

- Identify your personal spending values
- Understand advertising appeal and its affects
- See how peer pressure can influence your purchases
- Understand the risks of shopping on the Internet

Resource: 08031, *Consumer Wise*

CONSUMER SAVVY 3

What you can do in this project:

- Define consumer responsibilities and ethics
- Understand your consumer rights
- Use comparison shopping techniques
- Understand the costs of owning a vehicle

Resource: 08032, *Consumer Roadmap*

CONSUMER SAVVY YTH LDR

ENTREPRENEURSHIP LDR

Resource: 08036, *Entrepreneurship Helper’s Guide*
Webpage: <http://fyi.uwex.edu/wi4hprojects/family-home-health/entrepreneurship/>

ENTREPRENEURSHIP

What you can do in this project:

- Practice the skills needed to be an entrepreneur
- Explore businesses, products, marketing and pricing
- Create a business plan and start your own business

Resource: 08035, *Entrepreneurship: Be the E*

ENTREPRENEURSHIP YTH LDR

PERSONAL FINANCE LDR

Resource: 07712, *Financial Champions Helper’s Guide*

Webpage: <http://fyi.uwex.edu/wi4hprojects/family-home-health/personal-finance/>

PERSONAL FINANCE 1

What you can do in this project:

- Learn money management skills
- Learn how to live on a budget

Resource: 07710, *Money Fundamentals*

PERSONAL FINANCE 2

What you can do in this project:

- Learn about wants and needs, values and goal setting
- Explore ways to use and save money
- Learn the benefits and drawbacks of credit
- Survey and select financial services

Resource: 07711, *Money Moves*

PERSONAL FINANCE YTH LDR

WORKFORCE READINESS LDR

Resource: 08192, *Get in the Act! Take 1 Helper’s Guide*
Webpage: <http://fyi.uwex.edu/wi4hprojects/family-home-health/workforce-readiness/>

WORKFORCE READINESS

What you can do in this project:

- Explore what it takes to get your first job
- Discover how to assess job possibilities in the community
- Create job scenarios
- Recognize your learning styles and personal qualities

Resource: 08191, *Get in the Act! Take 1 (with CD)*

WORKFORCE READINESS YTH LDR

FOODS AND NUTRITION

CAKE DECORATING LDR

CAKE DECORATING

CAKE DECORATING YTH LDR

CANDY MAKING LDR

CANDY MAKING

CANDY MAKING YTH LDR

FOOD PRESERVATION LDR

Webpage: <http://nchfp.uga.edu/putitup.html>

FOOD PRESERVATION 1

What you can do in this project:

- Learn the basics of preserving food safely
- Use UW-Extension Safe Food Preservation Series

Resources: B0430, *Canning Fruits Safely*
B1159, *Canning Vegetables Safely*
B2909, *Making Jams, Jellies & Fruit Preserves*
B3278, *Freezing Fruits & Vegetables*

FOOD PRESERVATION 2

What can I do in this project:

- Continue learning food preservation techniques
- Use UW-Extension Safe Food Preservation Series

Resources: B2267, *Homemade Pickles & Relishes*
B2605, *Tomatoes Tart & Tasty*
B3345, *Canning Meat, Wild Game, Poultry & Fish*
B3570, *Canning Salsa Safely*

FOOD PRESERVATION YTH LDR



FOODS & NUTRITION LDR

Resource: 01516F *4-H Cooking Helper’s Guide*
A series of 4-H project manuals that develop life skills mastery and SET abilities in the areas of:

- Food & Kitchen Safety
- Food Preparation
- Meal Planning
- Food Science
- Nutrition

Each manual successively builds on the skills learned in the previous level. Members complete project activities for each level in two to three years. UIE Nutrition and Wellness Educators tested all project recipes.

FOODS & NUTRITION 1

Resource: 01512Y, *4-H Cooking 101*

FOODS & NUTRITION 2

Resource: 01513Y, *4-H Cooking 201*

FOODS & NUTRITION 3

Resource: 01514Y, *4-H Cooking 301*

FOODS & NUTRITION 4

Resource: 01515Y, *4-H Cooking 401*

FOODS & NUTRITION YTH LDR



CLOTHING AND TEXTILES

CLOTHING LDR


Resource: 08063, *Sewing Expressions Helper’s Guide*
Webpage: <http://fyi.uwex.edu/wi4hprojects/family-home-health/clothing/>

CLOTHING 1

What you can do in this project:

- Identify sewing tools and machine parts
- Thread a sewing machine and identify fabrics
- Select and purchase a pattern
- Sort clothes for laundry and remove stains
- Donate a sewing project

Resources: 08060, *Under Construction*



CLOTHING 2

What you can do in this project:

- Identify types of fabric constructions
- Sew different buttonholes and seam finishes
- Use pressing tools and thread a serger
- Research different laundry products

Resource: 08061, *Fashion Forward*

CLOTHING 3

What you can do in this project:

- Use specialized sewing tools or equipment
- Combine patterns to create a design
- Create outdoor wear
- Design and embellish a garment
- Use a computer to print on fabric

Resource: 08062, *Refine Design*

CLOTHING YTH LDR

CROCHETING LDR

Webpage: <http://fyi.uwex.edu/wi4hprojects/family-home-health/crocheting/>

CROCHETING

What you can do in this project:

- Learn to select and purchase yarn, thread and equipment
- Explore crocheting and finishing techniques
- Understand care instructions for crocheted items

Resource: CC1403, *Crochet Made Easy*

CROCHETING YTH LDR

KNITTING LDR

Webpage: <http://fyi.uwex.edu/wi4hprojects/family-home-health/knitting/>

KNITTING

What you can do in this project:

- Discover what to consider when buying yarn or tools
- Learn knitting and finishing techniques
- Correct knitting errors
- Learn how to care for your knitted items

Resource: CC1402, *Knitting Made Easy*

KNITTING YTH LDR

MECHANICAL SCIENCES

BICYCLING LDR

Resources: 08336, *Bicycle Helper’s Guide*
08399, *Bicycle Fix It! (DVD)*
4H380, *Conducting a Bicycle Rodeo*
Webpage: <http://fyi.uwex.edu/wi4hprojects/mechanical-sciences/bicycling/>

BICYCLES – ENG AND TECH 1

What you can do in this project:

- Learn the essentials for getting started safely
- Explore the basics toward lifelong cycling
- Learn safety, road rules and planning for a pleasant ride

Resource: 08334, *Bicycling for Fun*

BICYCLING – ENG AND TECH 2

What you can do in this project:

- Choose a bike that’s right for you
- Practice bike maintenance
- Learn road rules

Resource: 08335, *Wheels in Motion*

BICYCLING YTH LDR

COMPUTERS LDR

Resource: 08349, *Teens Teaching Tech*
Webpage: <http://fyi.uwex.edu/wi4hprojects/arts-communication/computers/>



COMPUTERS 1

What you can do in this project:

- Learn about hardware, software and components
- Explore how computers work
- Learn the various programs and their features
- Visit the project’s interactive website

Resource: 08346, *Newbie Know How*

COMPUTERS 2

What you can do in this project:

- Build and repair a computer
- Identify the components and how they work together
- Learn to upgrade and create connections
- Install operating systems

Resource: 08347, *Inside the Box*

COMPUTERS 3

What you can do in this project:

- Discover how to create and manage networks
- Make decisions about network management
- Explore security issues and troubleshooting

Resource: 08348, *Peer to Peer*

COMPUTERS YTH LDR

ELECTRICITY LDR

Resource: 06852, *Electric Excitement Helper’s Guide*
Webpage: <http://fyi.uwex.edu/wi4hprojects/mechanical-sciences/electricity/>

ELECTRICITY 1

What you can do in this project:

- Understand how to use electricity
- Identify electrical materials
- Wire a simple circuit
- Build a compass, flashlight, switch and electric motor

Resource: 06848, *Magic of Electricity*

ELECTRICITY 2

What you can do in this project:

- Work with electrical equipment
- Learn to read circuit diagrams
- Build a circuit and measure voltages
- Communicate in Morse code

Resource: 06849, *Investigating Electricity*

ELECTRICITY 3

What you can do in this project:

- Develop a basic electrical tool and supply kit
- Understand the symbols on wires and cables
- Locate your home wiring system

Resource: 06850, *Wired for Power*

ELECTRICITY 4

What you can do in this project:

- Identify electrical and electronic parts and devices
- Learn how to solder and prepare parts for assembly
- Assemble a circuit using a transistor

Resource: 06851, *Entering Electronics*

ELECTRICITY YTH LDR



SCALE MODELS LDR

Webpage: <http://fyi.uwex.edu/wi4hprojects/mechanical-sciences/scale-models/>

SCALE MODELS

What you can do in this project:

- Assemble and create scale models of trains, cars, etc.
- Learn how to obtain materials you need in construction
- Learn to display your model and judge it

Resource: 4H424, *Guidelines for Building Scale Models*

SCALE MODELS YTH LDR

SMALL ENGINES LDR

Resource: 08189, *Small Engines Helper’s Guide*
4H381, *Small Engines Contest Guidelines*

Webpage: <http://fyi.uwex.edu/wi4hprojects/mechanical-sciences/small-engines/>

SMALL ENGINES 1

What you can do in this project:

- Learn the basics of small engines
- Explore external engine parts and tools
- Identify the uses of small engines and safety issues

Resource: 08186, *Crank It Up!*

SMALL ENGINES 2

What you can do in this project:

- Explore the internal parts of engines
- Learn about engine sizes and safety issues
- Explore different jobs related to small engines

Resource: 08187, *Warm It Up!*

SMALL ENGINES 3

What you can do in this project:

- Tear down and rebuild an engine
- Learn to use diagnostic tools
- Research rules and regulations in using small engines

Resource: 08188, *Tune It Up!*

SMALL ENGINES YTH LDR

TRACTORS LDR

Resources: CIR018, *Tractor Operators Contest Guidelines*

Webpage: <http://fyi.uwex.edu/wi4hprojects/mechanical-sciences/tractors/>

TRACTORS 1

What you can do in this project:

- Learn and identify parts of the tractor
- Understand the basics of tractor maintenance
- Learn about different fuels and engine cooling systems
- Research different safety features and learn safety rules


Resource: 4H961, *Starting Up: Getting to Know Your Tractor*

TRACTORS 2

What you can do in this project:

- Practice farm and tractor safety
- Understand the mechanics of engines
- Identify accessory equipment
- Learn the functions of different operational systems

Resource: 4H962, *Tractor Operations: Gearing Up for Safety*



TRACTORS 3

What you can do in this project:

- Learn types of oil systems and fuel safety
- Learn how to hook on a PTO unit
- Learn tractor and machinery maintenance

Resource: 4H963, *Moving Out: Learning About Your Tractor & Farm Machinery*

TRACTORS 4

What you can do in this project:

- Focus on safety and maintenance
- Identify and work with operational systems

Resource: 4H964, *Learning More: Learning About Agricultural Tractors & Equipment*

TRACTORS YTH LDR

WOODWORKING LDR

Resource: 06879, *Woodworking Helper’s Guide*

Webpage: <http://fyi.uwex.edu/wi4hprojects/mechanical-sciences/woodworking/>

WOODWORKING 1

What you can do in this project:

- Learn safety practices when working with wood and tools
- Use various hand tools, e.g., hammer and saw
- Identify types of nails and wood
- Sand and paint a piece of wood

Resource: 06875, *Measuring Up*

WOODWORKING 2

What you can do in this project:

- Identify functions of various tools
- Practice safety techniques
- Select a project to build, e.g., birdhouse or foot stool
- Use a screwdriver and combination square

Resource: 06876, *Making the Cut*

WOODWORKING 3

What you can do in this project:

- Compare different types of hinges
- Enlarge scale-drawn woodworking plans
- Use a hand plane and build a laminated cutting board
- Compare different grades of plywood

Resource: 06877, *Nailing It Together*

WOODWORKING 4

What you can do in this project:

- Use a table saw, router, powered circular saw and sander
- Learn to make more difficult joints
- Evaluate exotic and veneer woods
- Create inlays and overlays
- Test various adhesives

Resource: 06878, *Finishing Up*

WOODWORKING YTH LDR



NATURAL RESOURCES & ENVIRONMENTAL EDUCATION

ADVENTURES LDR

Resource: 4H443, *4-H Adventure Project*

Webpage: <http://fyi.uwex.edu/wi4hprojects/natural-sciences/adventures/>

ADVENTURES

What you can do in this project:

- Learn how to camp safely in all weather conditions
- Investigate camping equipment and clothing
- Build a campfire and cook a meal
- Practice tying knots and first aid
- Learn to use a map and compass

Resource: 4H444, *Introduction to Adventures*

ADVENTURES YTH LDR

BACKPACKING & HIKING LDR

Resource: 08046, *Outdoor Adventures Helper’s Guide*

Webpage: <http://fyi.uwex.edu/wi4hprojects/natural-sciences/backpacking-hiking/>

BACKPACKING & HIKING 1

What you can do in this project:

- Plan a day hike, select items and plan the food
- Learn to organize and pack a backpack
- Select appropriate clothing
- Prepare a first-aid kit
- Learn to use a compass
- Prepare for dangerous weather



Resource: 08043, *Hiking Trails*

BACKPACKING & HIKING 2

What you can do in this project:

- Plan a camping trip
- Select equipment, including shelter
- Plan a camping trip menu and prepare supplies
- Practice “Leave No Trace” principles while hiking
- Study various organism habitats

Resource: 08044, *Camping Adventures*

BACKPACKING & HIKING 3

What you can do in this project:

- Select group backpacking gear including a tent
- Design a non-tent backpacking shelter
- Develop a personal conditioning program
- Learn to orient a map and use triangulation

Resource: 08045, *Backpacking Expeditions*

BACKPACKING & HIKING YTH LDR

BICYCLING – ENVIRON ED

What you can do in this project:

- Learn how and where to bicycle safely
- Plan a bicycle camping trip
- Design and build a bicycle obstacle course
- Conduct a bike maintenance check

Resource: 4H446, *Bicycling*

Webpage: <http://fyi.uwex.edu/wi4hprojects/natural-sciences/bicyclings/>

CANOEING

What you can do in this project:

- Learn how and where to canoe safely
- Select and care for equipment
- Explore aquatic environments
- Plan a canoe camping trip
- Canoe a river

Resource: 4H447, *Canoeing*

Webpage: <http://fyi.uwex.edu/wi4hprojects/natural-sciences/canoeing/>

ENTOMOLOGY (INSECTS) LDR

Resource: 06856, *Entomology Group Helper’s Guide*

Webpage: <http://fyi.uwex.edu/wi4hprojects/natural-sciences/entomology/>

ENTOMOLOGY (INSECTS) 1

What you can do in this project:

- Learn about insects, their behavior and life history
- Discover the parts of an insect’s body
- Collect and compare insects
- Explore how insects communicate and move

Grades 3-5

Resource: 08440, *Teaming with Insects—Level 1*

ENTOMOLOGY (INSECTS) 2

What you can do in this project:

- Learn how an insect protects itself
- Explore insect habitats
- Create an insect display
- Build an insect extractor
- Investigate entomology careers

Grades: 6-8

Resource: 08441, *Teaming with Insects—Level 2*

ENTOMOLOGY (INSECTS) 3

What you can do in this project:

- Raise and study mealworms and mosquitoes
- Observe a colony of ants
- Make an insect identification key
- Record and collect aquatic insects

Explore various gardens and habitats

Grades: 9-12

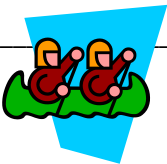
Resource: 08442, *Teaming with Insects—Level 3*

ENTOMOLOGY (INSECTS) YTH LDR

EXPLORING YOUR ENVIRONMENT LDR

Resources: 07707, *Exploring Your Environment Helper’s Guide*
PUB-CE-456, *Education Connection*
PUBL-ER-001, *Wisconsin Endangered & Threatened Species Laws & List*

Webpage: <http://fyi.uwex.edu/wi4hprojects/natural-sciences/exploring-your-environment/>



EXPLORING YOUR ENVIRONMENT 1

What you can do in this project:

- Explore the four elements of life: sun, air, water and soil
- Use your senses to explore the environment
- Connect to the environment through plants and animals
- Learn how the environment is affected by pollution

Resource: 07704, *Eco-Wonders*

EXPLORING YOUR ENVIRONMENT 2

What you can do in this project:

- Explore wildlife habitats and tracking
- Learn about groundwater
- Research pollination and how it works

Resource: 07705, *Eco-Adventures*

EXPLORING YOUR ENVIRONMENT 3

What you can do in this project:

- Explore the world of biotechnology
- Learn the features of insect creatures
- Begin to understand biodiversity
- Learn what climate has to do with the way we live

Resource: 07706, *Eco-Actions*

EXPLORING YOUR ENVIRONMENT YTH LDR

FISHING LDR

Resource: 07601, *Fishing Adventures- Helper’s Guide*

Webpage: <http://fyi.uwex.edu/wi4hprojects/natural-sciences/fishing/>

FISHING 1

What you can do in this project:

- Identify types of tackle
- Organize a tackle box
- Identify different types of bait and fish in your area
- Learn to take proper care of your catch

Resource: 07598, *Take the Bait*

FISHING 2

What you can do in this project:

- Find fishing information on the Internet
- Cast a spinning rod and reel
- Learn to tie fishing knots
- Select a recipe and cook a fish
- Collect and analyze aquatic life

Resource: 07599, *Reel in the Fun*

FISHING 3

What you can do in this project:

- Learn to reassemble a fishing reel
- Make artificial flies and lures
- Modify fishing equipment
- Investigate fishing careers

Resource: 07600, *Cast into the Future*

FISHING YTH LDR

FORESTRY LDR

Resource: 08041, *Forestry Helper’s Guide*

Webpage: <http://fyi.uwex.edu/wi4hprojects/natural-sciences/forestry/>

FORESTRY 1

What you can do in this project:

- Identify forest types, forest products and trees
- Age trees by counting rings
- Understand forest competition
- Find a state forest
- Describe how leaves affect rainfall

Resource: 08038, *Follow the Path*

FORESTRY 2

What you can do in this project:

- Learn how trees move water from soil to canopy
- Diagram a leaf
- Understand major forest changes and their impact
- Select urban tree planting sites

Resource: 08039, *Reach for the Canopy*

FORESTRY 3

What you can do in this project:

- Recognize different tree fruits
- Create a community forest map
- Identify forest biomes by continent
- Identify an unknown tree using a tree key

Resource: 08040, *Explore the Deep Woods*

FORESTRY YTH LDR

MAPLE SYRUP

RECYCLING LDR

Webpage: <http://fyi.uwex.edu/wi4hprojects/natural-sciences/recycling/>

RECYCLING

What you can do in this project:

- Learn about the impact of solid waste on the environment
- Learn to reduce, reuse and recycle

Resource: 4H362, *Recycling for Reuse*

RECYCLING YTH LDR

WATER LDR

Resource: 4H850, *Give Water A Hand Leader Guide*

Webpage: <http://fyi.uwex.edu/wi4hprojects/natural-sciences/water/>

WATER

What you can do in this project:

- Identify water conservation and pollution issues
- Explore issues in your home, community or school
- Select an issue to focus on
- Develop and implement a plan

Resource: 4H855, *Give Water A Hand – Action Guide*



WATER YTH LDR

WILDFLOWERS

What you can do in this project:

- Learn about wildflowers in your neighborhood
- Learn to identify wildflowers and how to collect them
- Discover how humans affect wildflowers

Resource: 4H392, *Wildflowers*

Webpage: <http://fyi.uwex.edu/wi4hprojects/natural-sciences/wildflowers/>



WINTER TRAVEL

- What you can do in this project:
- Discover winter travel on cross-country skis and snowshoes
 - Select and take care of equipment and clothing
 - Experience a winter overnight campout
 - Discover how trees and plants prepare for winter

Resource: 4H448, *Winter Travel*
Webpage: <http://fyi.uwex.edu/wi4hprojects/natural-sciences/winter-travel/>

SHOOTING SPORTS EDUCATION

SHOOTING SPORTS LDR

Resource: Each Shooting Sports Leader must attend a Certification Training to receive the *WI Shooting Sports Basic 4-H Guidelines*. For more information see webpage.

Webpage: <http://fyi.uwex.edu/wi4hshootingsports/>

AIR PISTOL LDR

Resource: Each Pistol Leader should attend a Certification Training to receive the *Pistol Guide and WI Shooting Sports Basic 4-H Guidelines*. For more information see webpage.

Webpage: fyi.uwex.edu/wi4hshootingsports/

SHOOTING SPORTS YTH LDR

AIR PISTOL

- What you can do in this project:
- Explore different air pistols
 - Learn basic safety rules and guidelines
 - Learn marksmanship and shooting procedures

AIR PISTOL YTH LDR

AIR RIFLE LDR

Resource: Each Air Rifle Leader should attend a Certification Training to receive the *Air Rifle Guide and WI Shooting Sports Basic 4-H Guidelines*. For more information see webpage.

Webpage: fyi.uwex.edu/wi4hshootingsports/

AIR RIFLE

- What you can do in this project:
- Explore different types of air rifles
 - Learn basic safety rules and range commands
 - Develop marksmanship
 - Learn various shooting positions used in competition

AIR RIFLE YTH LDR

ARCHERY LDR

Resource: Each Archery Leader should attend a Certification Training to receive the *Archery Guide and WI Shooting Sports Basic 4-H Guidelines*. For more information see webpage.

Webpage: <http://fyi.uwex.edu/wi4hshootingsports/>

ARCHERY

- What you can do in this project:
- Learn the fundamentals of archery marksmanship
 - Learn rules and safety guidelines
 - Make archery equipment
 - Shoot with sights and different bows

Resource: 751, *Archery Member Record Book*

ARCHERY YTH LDR

HUNTING LDR

HUNTING

- What you can do in this project:
- Learn the history, philosophy and laws of hunting
 - Learn to plan and equip yourself for a hunt

HUNTING YTH LDR

MUZZLELOADING LDR

Resource: Each Muzzleloading Leader should attend a Certification Training to receive the *Muzzleloading Guide and WI Shooting Sports Basic 4-H Guidelines*. For more information see webpage.

Webpage: <http://fyi.uwex.edu/wi4hshootingsports/>

MUZZLELOADING

- What you can do in this project:
- Explore muzzleloading history
 - Study different muzzleloading guns and accessories
 - Learn how to clean a muzzleloader
 - Learn safety issues

Ages: Only 12 years old and above can shoot powder burning guns

MUZZLELOADING YTH LDR

PISTOL LDR (smallbore .22)

Resource: Each Pistol Leader should attend a Certification Training to receive the *Pistol Guide and WI Shooting Sports Basic 4-H Guidelines*. For more information see webpage.

Webpage: <http://fyi.uwex.edu/wi4hshootingsports/>

PISTOL (smallbore .22)

- What you can do in this project:
- Explore the history of different types of pistols
 - Learn basic safety rules and range commands
 - Develop marksmanship and shooting procedures

Ages: Only 12 years old and above can shoot powder burning guns

Resource: 753, *Pistol Member Record Book*

PISTOL YTH LDR (smallbore .22)

RIFLE LDR

Resource: Each Rifle Leader should attend a Certification Training to receive the *Rifle Guide and WI Shooting Sports Basic 4-H Guidelines*. For more information see webpage.

Webpage: <http://fyi.uwex.edu/wi4hshootingsports/>

RIFLE

- What you can do in this project:
- Explore rifle history and the different models
 - Learn to sight-in your rifle and score targets
 - Learn various shooting positions used in competition
 - Learn safe handling procedures and range rules

Ages: Only 12 years old and above can shoot powder burning guns

Resource: 750, *Rifle Member Record Book*

RIFLE YTH LDR

SHOTGUN LDR

Resource: Each Shotgun Leader should attend a Certification Training to receive the *Shotgun Guide and WI Shooting Sports Basic 4-H Guidelines*. For more information see webpage.

Webpage: <http://fyi.uwex.edu/wi4hshootingsports/>

SHOTGUN

- What you can do in this project:
- Learn the basic safety issues with shotgun handling
 - Learn shooting fundamentals
 - Learn the proper way to carry a shotgun

Ages: Only 12 years old and above can shoot powder burning guns

Resource: 752, *Shotgun Member Record Book*

SHOTGUN YTH LDR

PLANT & SOIL SCIENCES

CROPS LDR

CORN (CROPS 1)

- What you can do in this project:
- Learn about variety selection, germination and planting
 - Learn about nutrients, harvesting and storage
 - Explore uses and marketing strategies for corn

Resources: 4H355, *4-H Corn Project Manual*
4H440, *Marketing Your 4-H Crops*
4H441, *Is Direct Marketing for My Project?*
RS1, *Record Sheet – Crops Management*

Webpage: <http://fyi.uwex.edu/wi4hprojects/plant-soil-sciences/corn/>

FORAGE (CROPS 2)

- What you can do in this project:
- Establish and manage a forage crop
 - Scout fields for pests, diseases and nutrition shortages
 - Take an accurate forage sample
 - Study growing techniques

Resources: 4H349, *Pest Scouting Alfalfa*
4H440, *Marketing Your 4-H Crops*
4H441, *Is Direct Marketing for My Project?*
RS1, *Record Sheet – Crops Management*

Webpage: <http://fyi.uwex.edu/wi4hprojects/plant-soil-sciences/forage/>



SMALL GRAINS (CROPS 3)

What you can do in this project:

- Explore types of grasses, including wheat, oats and barley
- Learn about growing conditions and nutrients
- Practice integrated pest management
- Compare production costs and marketing

Resources: 4H356, *4-H Small Grains Manual*
4H440, *Marketing Your 4-H Crops*
4H441, *Is Direct Marketing for My Project?*
RS1, *Record Sheet – Crops Management*
Webpage: <http://fyi.uwex.edu/wi4hprojects/plant-soil-sciences/small-grains/>

CROPS YTH LDR

FLOWERS LDR

Resource: BU7156, *4-H Horticulture Helper’s Guide*
Webpage: <http://fyi.uwex.edu/wi4hprojects/plant-soil-sciences/flowers/>

FLOWERS 1

What you can do in this project:

- Identify flower parts and their functions
- Plant flowers and make flower arrangements
- Give a presentation on flowers
- Prepare a flower exhibit

Grades: 3-5
Resources: 07162, Gardening: See Them Sprout
4H1301A, *Forcing Spring Flowering Bulbs*
A2935, *Evaluating & Judging Flowers & Indoor Plants*

FLOWERS 2

What you can do in this project:

- Learn about plant needs and soil testing
- Select and start new plants and grow transplants
- Examine plants for insects and diseases
- Judge a flower exhibit

Grades 6-8
Resource: 07163, Gardening: Let’s Get Growing

FLOWERS 3

What you can do in this project:

- Design a plant experiment
- Make a landscape plan
- Write instructions on how to force bulbs
- Compare different fertilizers: organic and chemical

Grades: 9-12
Resource: 07164, Gardening: Take Your Pick

FLOWERS YTH LDR

FRUITS LDR

Webpage: <http://fyi.uwex.edu/wi4hprojects/plant-soil-sciences/fruits/>

FRUITS 1

What you can do in this project:

- Produce fruits from apples to berries
- Select the best fruit cultivar for your home garden

Resources: A1597, *Growing Strawberries in Wisconsin*
A1610, *Growing Raspberries in Wisconsin*
A1960, *Growing Currants, Gooseberries, & Elderberries in Wisconsin*

FRUITS 2

What can I do in this project:

- Produce fruits such as pears and grapes
- Learn about different varieties of cultivars

Resources: A1656, *Growing Grapes in Wisconsin*
A2072, *Growing Pears in Wisconsin*

FRUITS YTH LDR

HOME GROUNDS LDR

Webpage: <http://fyi.uwex.edu/wi4hprojects/plant-soil-sciences/home-grounds/>

HOME GROUNDS 1

What you can do in this project:

- Learn about seeding a lawn
- Study proper lawn care and maintenance
- Explore fertilization and pest management techniques

Resource: 4H321, *4-H Lawn Care*

HOME GROUNDS 2

What you can do in this project:

- Learn the importance of planting new trees and shrubs
- Explore variety selection and appropriate placement
- Learn basic maintenance: pruning and fertilization

Resources: A3067, *Selecting, Planting & Caring for Shade Trees*

HOME GROUNDS 3

What you can do in this project:

- Explore landscape planning
- Make a plan and put it on paper
- Select, place and plant trees and shrubs
- Maintain your home grounds

Resource: G1923, *Planning & Designing Your Home Landscape*

HOME GROUNDS YTH LDR

HOUSE PLANTS LDR

Resource: 07166, *Gardening Helper’s Guide*
Webpage: <http://fyi.uwex.edu/wi4hprojects/plant-soil-sciences/house-plants/>

HOUSE PLANTS 1

What you can do in this project:

- Identify plant parts and their functions
- Grow house plants and start a plant from a cutting
- Make a dish garden
- Prepare house plants for exhibit

Resources: BU7153, *Budding Gardeners*
4H328, *Propagating & Growing House Plants*

HOUSE PLANTS 2

What you can do in this project:

- Learn about plant seeds and soil
- Select and start new plants and grow transplants
- Plant a terrarium
- Examine plants for insects and diseases

Resource: BU7154, *Branching Out*

HOUSE PLANTS 3

What you can do in this project:

- Take a tour of a horticulture business
- Design a plant experiment
- Teach others how to grow house plants
- Compare different fertilizers: organic and chemical

Resource: BU7155, *Digging Deeper*

HOUSE PLANTS YTH LDR

PLANT CRAFTS LDR

Webpage: <http://fyi.uwex.edu/wi4hprojects/plant-soil-sciences/plant-crafts/>

PLANT CRAFTS

What you can do in this project:

- Learn to harvest plants
- Use different drying techniques
- Learn how to use plant materials
- Learn how to make dried arrangements, corsages, etc.

Resources: 4H330, *Plant Crafts*
4H453, *Plant Crafts Supplement*

PLANT CRAFTS YTH LDR

VEGETABLES LDR

Resource: 07166, *Gardening Helper’s Guide*
Webpage: <http://fyi.uwex.edu/wi4hprojects/plant-soil-sciences/vegetables/>

VEGETABLES 1

What you can do in this project:

- Identify plant parts and their functions
- Explore germination and start a plant from a cutting
- Grow vegetables in containers
- Plan an outdoor garden
- Prepare a vegetable exhibit for show

Resources: 07162, *Gardening: See Them Sprout*
4H395, *Organically Grown – Handbook*
4H409, *Nature’s Herbs*
A3306, *Exhibiting & Judging Vegetables*

VEGETABLES 2

What you can do in this project:

- Learn about plant needs and soil testing
- Start new plants and grow transplants
- Build a compost pile and use mulches

Resource: 07163, *Gardening: Let’s Get Growing*

VEGETABLES 3

What you can do in this project:

- Grow plants in a cold frame
- Make a site analysis and landscape plan
- Compare organic and chemical fertilizers
- Research various insect control methods

Resource: 07164, *Gardening: Take Your Pick*

VEGETABLES YTH LDR



STEM (Science, Technology, Engineering and Math)

STEM LDR
STEM Exploring
Webpage: fyi.uwex.edu/wi4hstem/

STEM YTH LDR

AEROSPACE LDR
Resource: 06846, Aerospace Adventures Helper’s Guide
4H417, Wisconsin 4-H Model Rocket Contest Guidelines
Webpage: http://fyi.uwex.edu/wi4hprojects/stem-science-technology-engineering-math/aerospace/

AEROSPACE 1
What you can do in this project:
• Build an introductory level rocket
• Compare birds and airplanes
• Make a space helmet
Resource: 06842, Pre-Flight

AEROSPACE 2
What you can do in this project:
• Build straw and paper rockets
• Learn to read a map
• Identify types of aircraft
• Discover how weather affects flying
• Build and fly a kite
• Make a hot-air balloon model

Resource: 06843, Lift Off


AEROSPACE 3
What you can do in this project:
• Build, exhibit and launch model rockets
• Test a paper hang glider
• Make a flight simulator
• Demonstrate why rockets fly
• Organize a kite-flying contest

Resource: 06844, Reaching New Heights

AEROSPACE 4
What you can do in this project:
• Design and build rockets and box kites
• Build an altitude tracker
• Plan a flight route
• Discover the affects of gravity
• Explore life in space and aerospace careers

Resource: 06845, Pilot in Command

AEROSPACE YTH LDR



GEOSPATIAL LDR
Resources: CD8458, Exploring Spaces, Going Places CD
Webpage: http://fyi.uwex.edu/wi4hprojects/stem-science-technology-engineering-math/geospatial/

GEOSPATIAL 1
What you can do in this project:
• Discover ways of thinking about geographic positions
• Learn about navigational tools: GIS, GPS, compasses
• Learn to measure distances

Resource: CD8358, Exploring Spaces, Going Places CD (“Getting Out” section)

GEOSPATIAL 2
What you can do in this project:
• Learn how to collect data
• Combine data with geographical positions
• Make maps of home, neighborhood and community

Resource: CD8358, Exploring Spaces, Going Places CD (“On the Trail” section)

GEOSPATIAL 3
What you can do in this project:
• Use multi-layered maps to attempt to solve problems
• Find ways to reduce traffic congestion
• Pinpoint pollution sources

Resource: CD8358, Exploring Spaces, Going Places CD (“Reaching Your Destination” section)

GEOSPATIAL YTH LDR


ROBOTICS LDR
Resources:
Webpage: http://fyi.uwex.edu/wi4hprojects/stem-science-technology-engineering-math/robotics/

ROBOTICS 1
What you can do in this project:
• Explore and learn about robots arms
• Learn about robot form, function and design
• Build robots from everyday items
Resource: 08431, Junk Drawer Robotics Track Level 1: Give Robots a Hand
08435, 4-H Robotics Youth Notebook

ROBOTICS 2
What you can do in this project:
• Explore and learn about robots that move with legs, wheels and underwater.
• Learn about basic electrical power and motors, and gear system
• Build robots from everyday items
Resource: 08432, Junk Drawer Robotics Track Level 2: Robots on the Move
08435, 4-H Robotics Youth Notebook

ROBOTICS 3
What you can do in this project:
• Explore and learn about robots sensors and analog and digital systems
• Build basic circuits
• Study basic elements of programming and instruction
Resource: 08433, Junk Drawer Robotics Track Level 3: Mechatronics
08435, 4-H Robotics Youth Notebook

ROBOTICS YTH LDR
Resources: 08434, Robotics Platforms Track DVD



WIND ENERGY
Resource: 08383, The Power of the Wind Youth Guide
Leader Resources
Resource: 08384, The Power of the Wind Facilitator Guide

Webpage: http://www.uwex.edu/ces/4h/set/index.cfm

INTERNATIONAL PROGRAMS

INTERNATIONAL LDR
Webpage: http://wi4hinternational.org/

INTERNATIONAL
What you can do in this project:
• Explore the world around you through maps
• Track weather in various parts of the world
• Make your family tree by talking with relatives
• Explore where your ancestors came from
Webpage: http://wi4hinternational.org/

INTERNATIONAL YTH LDR


4-H Grows Future Scientists

Youth explore interests from animal science to aerospace, resulting in increased interest in science at a rate three times that of non 4-H peers. Interest in science is a predictor for young people to choose science-related careers. This interest in science, along with 4-H members 70 percent greater likelihood to go to college than youth participating in other out-of-school programs, is helping grow future scientists. Future scientists are critical to our state, national and global economy.

(4-H Study of Positive Youth Development)

The Four Essential Elements of Positive Youth Development
How are you connecting the Essential Elements for Youth Development?

You are the key to your own growth and development as a person, family member and citizen. 4-H is there to help you in your journey. Check out the four essential elements and see where you are now and where you can go in your personal journey.



Belonging:

- Do you have caring adults in your life that advise, guide and mentor you?
- Do you feel like you belong to a group and others are positive and encouraging?
- Do you feel safe from physical or emotional harm?

Mastery:

- Are you learning new things and skills?
- Do you have opportunities to practice new skills?
- Are you able to find new resources and learn on your own?

Independence:

- Are you able to make your own decisions?
- Do you set your goals and then work to reach them?
- Do you see many choices for yourself in the future?

Generosity:

- Are you able to teach others?
- Are you giving back to members in your family, 4-H club, or community?

For more information on these – and many other – wonderful **activities** and opportunities, visit the Lincoln Country 4-H blog: <http://fyi.uwex.edu/lincolncounty4h/> or our website at <http://lincoln.uwex.edu>



Lincoln County 4-H Groups

Lincoln County 4-H groups consist of members from any club who share an interest. The groups hold special meetings, run specific events and provide additional support and information for 4-H members.

4-H Ambassadors

4-H Ambassadors are 4-H members who take a leadership role in helping 4-H members and in promoting Lincoln County 4-H programs and activities to local residents and community groups! Ambassadors can help run and emcee 4-H activities, assist at the fair, teach at Project Discovery Day, do radio and 4-H promotion or attend leadership seminars.

Clothing Project Group

The Clothing Project Group offers opportunities for all clothing project members to develop their skills as they work on various clothing projects.

Jr. Dairy Project Group

The Dairy Project committee provides learning experiences while having fun and promotes dairy for Lincoln County 4-H Dairy project members and other Jr. Dairy Exhibitors. The committee focuses on the young person and the skills they are gaining from their project experience, not on the animals themselves. A committee of youth along with adult advisor(s) serve as the planning and coordinating group for county-wide dairy project activities, events, and the Jr. Dairy Show at the county fair.

Dog Project Group

The Lincoln County 4-H Dog Project Committee offers an educational dog training series for Lincoln County 4-H Dog project members. Training usually include obedience, showmanship, agility and rally obedience. This group serves as the planning and coordinating group for county-wide 4-H Dog project activities, events, and the Dog Show at the county fair.

Food Preservation Group

The Food Preservation group is designed for youth who want to learn how to preserve food. Sessions are offered throughout the year as various produce are ready for harvest.

Horse Project Group

The Lincoln County 4-H Horse project as a group provides their expertise, leadership and support for youth and adult volunteer leaders enrolled in the 4-H Horse project. This group serves as the planning and coordinating group for county-wide 4-H Horse project activities, events, and the Horse Show at the county fair.

Robotics Group

During Robotics group meetings, youth have the opportunity to build and test Lego Robots as they learn about this exciting field. Adult leaders are encouraged and welcome to attend.

Shooting Sports Group

Volunteer leaders offer countywide sessions open to all enrolled shooting sports and Archery project members.

Small Animal Market Sale Group

4-H and FFA member that have an interest in rabbit and poultry can become a part of this program. In this group, youth will have an opportunity to sell quality animals; learn how to do quality work in selecting, feeding, raising and showing their project; and learn about running a small business.

Lincoln County 4-H Activities

In addition to each club’s own activities and programs, there are countywide activities that 4-H sponsors.

Communications Contests (Speaking, Puppetry, Demonstrations and Illustrated Talks)

Do you have an interesting topic you'd love to talk about? Would you like a chance to share your speaking ability? Do you have a 4-H Project that you would like to share? If yes is the answer, then the Lincoln Country Communications Contest is for you! The Communications Contest is usually held on a Saturday in mid-February.

Drama, Lip Sync and Music Festival

Do you like to sing or dance? Perhaps you play an instrument or enjoy performing lip sync? Or maybe you want to try acting? Then plan on entering the Drama, Lip Sync and Music Festival. The Drama, Lip Sync and Music Festival is usually held on a Saturday in March or April.

Project Discovery Days

Discover the Adventure Called ... 4-H. Lincoln County 4-H sponsors two Project Discovery Days each year. One in Merrill in October and a second in Tomahawk in the spring. These events allow youth from all over the county to sample the projects that the 4-H program offers. Anyone is welcome to attend and you do not need to be a 4-H member to participate.

Summer Camp

4-H Camp is a great way to make new friends, experience new adventures, learn cooperation, learn life skills and pass on knowledge to others. Camp offers new and different opportunities and activities. Summer camp is open to all youth grades 2-8, both 4-H and non-4-H. Features dorm style living and programs in recreation, crafts, canoeing, nature exploration, music/drama and more! Transportation provided.

